

## WCSO Monthly Activity Report: MAY 2025

### Staffing Table

SHERIFF'S OFFICE	Actual	Vacant	Authorized Positions
Sheriff and Deputy Chiefs	5	0	5
CID, Narcotics, K-9	24	3	27
Civilian Positions	24	2	26
Patrol, Traffic	48	9	57
PIO, Recruitment, Crime Prevention	2	1	3
Special Ops	1	1	2
SRO	74	7	81
Training	8	0	8
Warrants, Court Services	34	4	38
<b>TOTAL</b>	<b>220</b>	<b>27</b>	<b>247</b>

DETENTION	Actual	Vacant	Authorized Positions
Detention <i>TCI</i>	66	13	79
Detention <i>POST</i>	3	0	3
Civilian <i>Admin</i>	4	0	4
Civilian <i>Booking</i>	6	0	6
Civilian <i>Classification</i>	4	0	4
Civilian <i>Food Services</i>	4	0	4
Civilian <i>Maintenance</i>	3	0	3
<b>TOTAL</b>	<b>90</b>	<b>13</b>	<b>103</b>

### Hiring Efforts

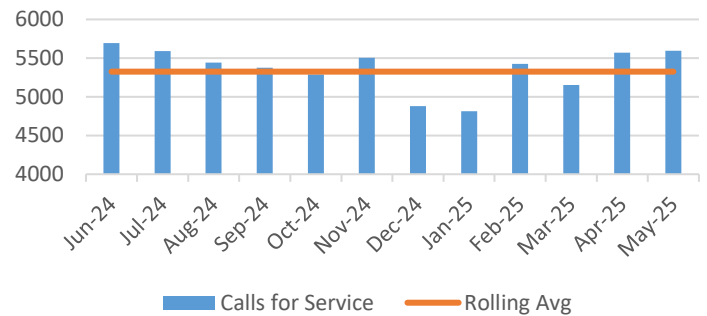
WCSO received 22 applications during the month and progressed 2 into the background phase. There were 2 new hires among Detention (1), and Patrol (1).

## Agency Service Activity

CAD Calls for Service			
	2025	2024	+/-
<b>MAY</b>	5,260	5,693	-433
<b>YTD</b>	27,008	27,121	-113

*Note: Williamson County Emergency Communications categorizes CAD call types by problem or activity based on initial descriptions provided to them. They may not reflect what responding deputies encountered upon arrival.*

### Calls for Service and Self-Initiated Activity



911 Abandoned Call	56	FKPD Extra Patrol	2	Special Assignment	4
911 Misdial	1	Follow Up Report	59	Structure Fire	8
911 Open Line	114	Fraud	21	Suicide Attempt	2
911 Transferred Call	4	Harassing Threats	11	Suicide Completed	2
Abandoned Auto	11	Harassment	14	Suicide Threats	5
Alarm / Burglar	132	Indecent Exposure	2	Suspicious Activity	13
Alarm Holdup/Distress/Panic	12	Information Only	12	Suspicious Person	19
Animal Bite	1	Intoxicated Person	5	Suspicious Vehicle	38
Animal Calls - Law	19	Missing Person Juvenile	5	Theft from Vehicle	1
Assault Domestic	2	Missing Person over 21	1	Theft Report	13
Assault Report - Law Only	25	MVC Auto	142	Traffic Enforcement	13
Assist Another Agency	48	MVC Injury	85	Traffic Stop	1372
Attempt to Contact	15	MVC School Bus	1	Trespassing	9
Auto Broken Down	106	Narcotics	4	Unknown Trouble	7
Auto Theft Report / Recovery	5	Noise Complaint	10	Unruly Juvenile	11
Be On The Lookout	38	Open Door	1	Unwanted Subject	6
Burglary In Progress	3	Parking Problem	13	Vapor Gas Leak / Odor	4
Cardiac / Respiratory Arrest	3	Prisoner Transport	102	Vehicle Fire	4
Check Area	79	Property (Lost Found Damaged)	30	Warrant Service	649
Citizen Assist	92	Psychological Emergency	7	Water Rescue	3
Civil Matter	27	Pursuit Vehicle	8	WCSO Market Check	138
Civil Standby	6	Reckless Driver	26	WCSO Security Check	1019
Disorder	7	Roadway Hazard	90	WCSO Stationary Observation	254
Disorder Domestic	19	Search Warrant	1	Welfare Check	59
Disorder w/ Weapon	2	Self Initiated Activity	97	Wires_Down	8
Drug Overdose	1	Shots Fired In Area	8		
Escort	5	Speak to Subject	9		
				<b>Grand Total</b>	<b>5260</b>

Incident Based Reporting (TIBRS/NIBRS) / Agency Crime Summary Current as of 06/20/2025

TCA 38-10-101 mandates the reporting of crime statistics. The Tennessee Incident Based Reporting System (TIBRS) is the method whereby the state collects data on crime incidents and the elements associated with the incident.

<b>TIBRS/NIBRS Offense Overview April 2025</b>	<b>Offense Totals</b>	170
	<b>Number Cleared</b>	127
	<b>Percent Cleared</b>	74.71%
	<b>Total Arrests</b>	194
	<b>Adult Arrests</b>	172
	<b>Juvenile Arrests</b>	22
	<b>Unknown Age</b>	0

**Group A Offenses**

**Offenses**  
Reported Cleared Adult Juv

**Crimes Against Persons**

Murder	0	0	0	0
Negligent Manslaughter	0	0	0	0
Negligent Vehicular Manslaughter	0	0	0	0
Kidnapping/Abduction	0	0	0	0
All Rape	0	0	0	0
Criminal Sexual Contact	4	3	0	0
Incest	0	0	0	0
Statutory Rape	0	0	0	0
Aggravated Assault	10	8	5	0
Simple Assault	42	32	6	3
Intimidation	21	18	0	1
Stalking	1	1	1	0
Commercial Sex Acts	0	0	0	0
Involuntary Servitude	0	0	0	0

**Group A Offenses**

**Offenses**  
Reported Cleared Adult Juv

**Crimes Against Society**

Animal Cruelty	0	0	0	0
Drug/Narcotic Violations	33	29	14	7
Drug/Narcotic Equipment Violations	25	21	2	0
Gambling - Betting/Wagering	0	0	0	0
Gambling - Operating/Promoting	0	0	0	0
Gambling - Equipment Violations	0	0	0	0
Gambling - Sports Tampering	0	0	0	0
Pornography/Obscene Material	4	1	0	0
Prostitution	0	0	0	0
Prostitution Assisting/Promoting	0	0	0	0
Purchasing Prostitution	0	0	0	0
Weapon Law Violations	1	1	0	0

**Group A Offenses**

**Offenses**  
Reported Cleared Adult Juv

**Crimes Against Property**

Arson	0	0	0	0
Bribery	0	0	0	0
Burglary	0	0	0	0
Counterfeiting/Forgery	5	3	3	0
Destruction/Damage/Vandalism	4	2	0	0
Embezzlement	0	0	0	0
Extortion/Blackmail	1	0	0	0
Fraud - False Pretenses	2	0	0	0
Fraud - Credit Card/ATM	0	0	0	0
Fraud - Impersonation	0	0	0	0
Fraud - Welfare	0	0	0	0
Fraud - Wire	0	0	0	0
Fraud - Identity Theft	0	0	0	0
Fraud - Computer Hacking/Invasion	0	0	0	0
Robbery	0	0	0	0
Theft - Pocket-picking	0	0	0	0
Theft - Purse Snatching	0	0	0	0
Theft - Shoplifting	6	5	1	7
Theft From Building	3	1	1	0
Theft From Coin Machine	0	0	0	0
Theft From Motor Vehicle	0	0	0	0
Theft of Motor Vehicle Parts	0	0	0	0
Theft - All Other Larceny	4	0	0	0
Motor Vehicle Theft	3	1	0	0
Stolen Property Offenses	1	1	1	0
<b>TOTAL GROUP A OFFENSES</b>	<b>170</b>	<b>127</b>	<b>34</b>	<b>18</b>

**Group B Arrests**

**Arrests**  
Adult Juv

**Offense**

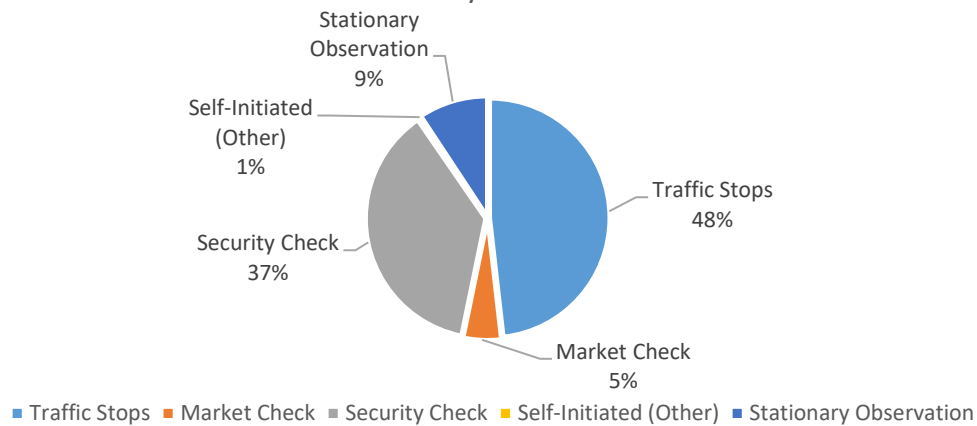
Bad Checks	0	0
Curfew/Vagrancy	0	0
Disorderly Conduct	0	0
DUI	8	0
Drunkenness	1	1
Family-Non Violent	5	0
Liquor Law Violations	0	0
Peeping Tom	0	0
Trespass	2	3
All Other Offenses	122	0
<b>TOTAL GROUP B ARRESTS</b>	<b>138</b>	<b>4</b>

## PATROL/K-9/TRAFFIC

	May-25	May-24	+/-
<b>Total WCSO CAD Activity</b>	5260	5693	-433
<b>Patrol/K-9/Traffic Activity</b>	4037	4678	-641
<b>% Patrol of All Agency Activity</b>	76.75%	82.17%	-5.42%
<b>Traffic Stops</b>	1320	1192	128
<b>Market Check</b>	138	97	41
<b>Security Check</b>	1018	1684	-666
<b>Self-Initiated (Other)</b>	9	37	-28
<b>Stationary Observation</b>	254	239	15
<b>Total Patrol Self-Initiated Activity</b>	2739	3249	-510
<b>% Patrol Activity Self-Initiated</b>	67.85%	69.45%	-1.61%
<b>Avg Response Time Assigned to Arrival</b>	13:45	14:34	-00:49
<b>Avg Response Time Enroute to Arrival</b>	11:36	12:42	-01:06

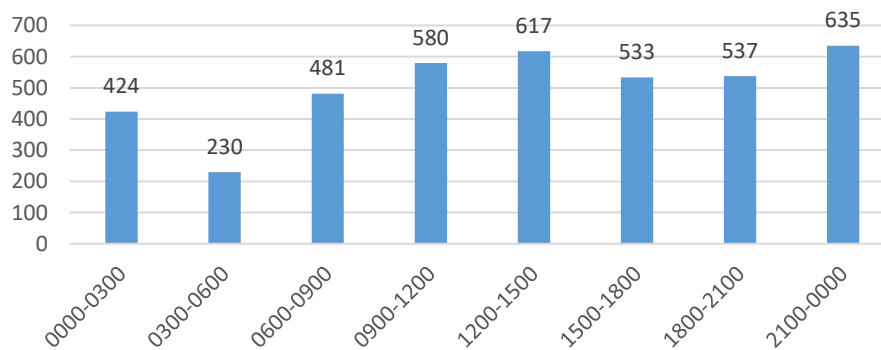
### Self-Initiated Activity

May 2025

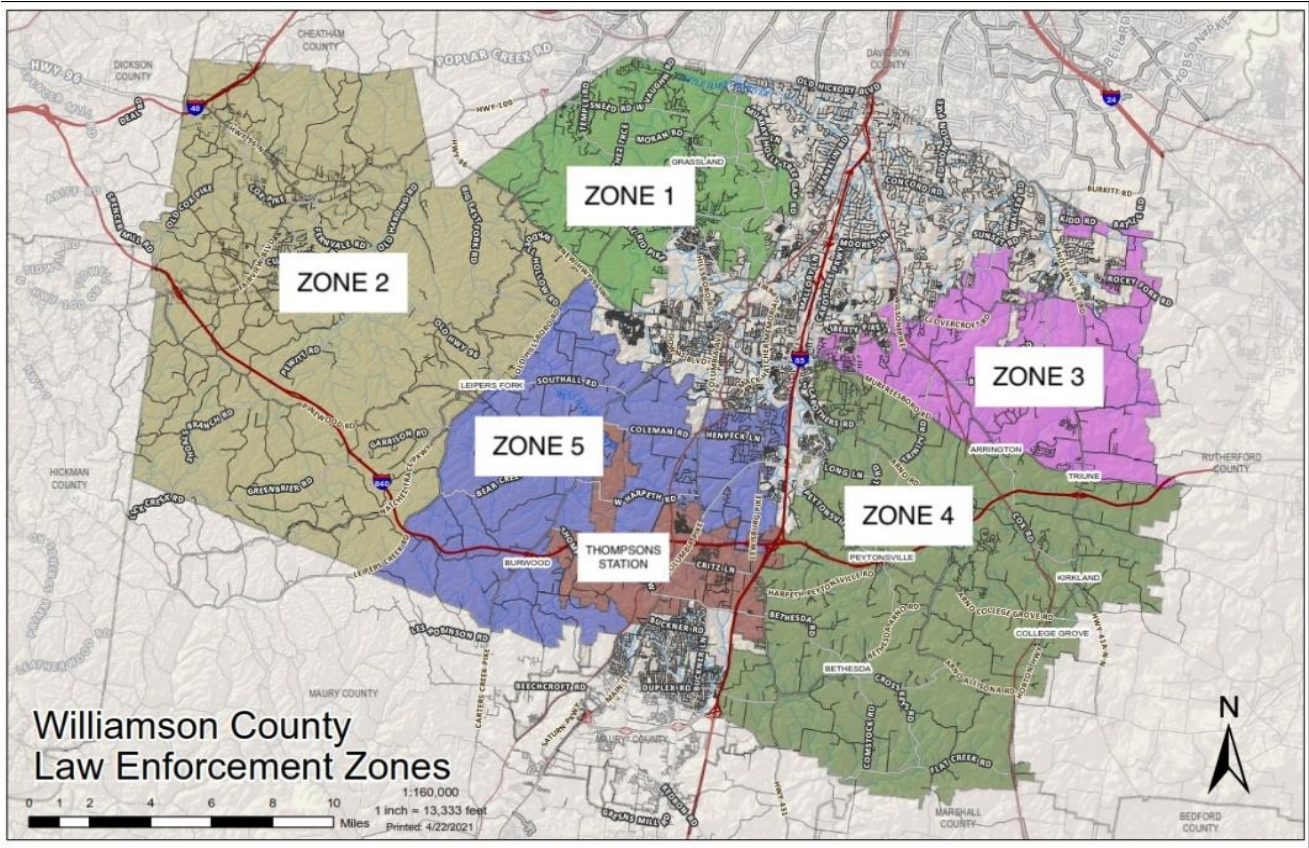
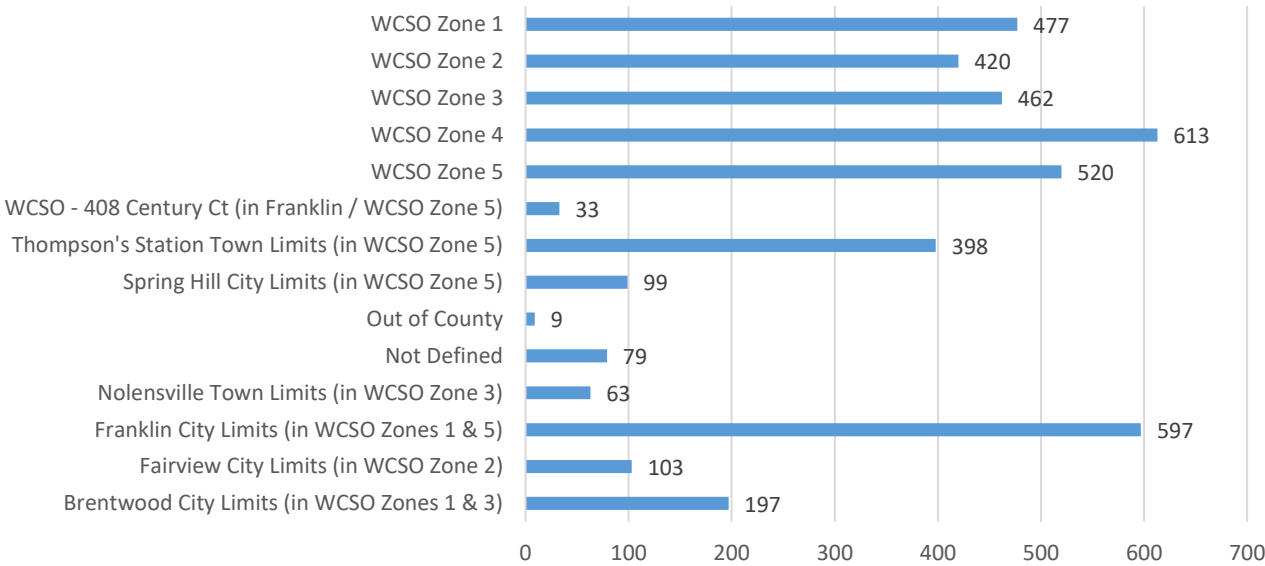


### Patrol/K-9/Traffic Activity by Hour of Day

May 2025



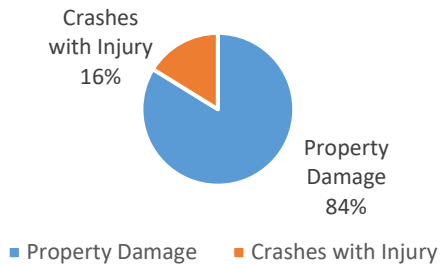
# Patrol/K-9/Traffic Activity by Area May 2025



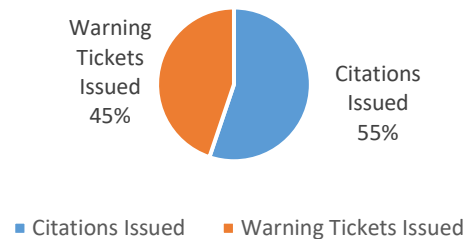
### Traffic Efforts, K-9 Utilizations

	May-25	May-24	+/-
<b>Crashes Worked by WCSO</b>	105	118	-13
<b>Property Damage</b>	88	102	-14
<b>Crashes with Injury</b>	17	16	1
<b>DUI Arrests</b>	11	7	4
<b>Citations Issued</b>	527	456	71
<b>Warning Tickets Issued</b>	428	150	278
<b>K-9 Utilizations</b>	13	19	-6

Crashes Worked by WCSO  
May 2025



Traffic Citations and Warnings  
May 2025



### Mental Health Co-Responder

Since 2022, WCSO partners with Volunteer Behavioral Health Care System through grant funding for a co-responder program to improve response to mental health crises in this county. The co-responder position is vacant as of the end of September 2024. WCSO is utilizing Tennessee's Mobile Crisis Services when needed until VBHCS fills this position or an alternative solution is identified. No co-responder monthly data is available during this vacancy (October 2024 to current).

## RESERVES

### Activity Overview:

Monthly Hours Provided: 406.25

Estimated Cost Offset: \$29,505.94

New Reserves Recruited: 1

Reserves Discontinuing Service: 0

ASSIGNMENT	HOURS	% of TOTAL
Administrative Duties	4	1%
Board Of Education	8.75	2%
County Commission Meeting	8	2%
Courthouse	7	2%
Open Range	7.5	2%
Patrol	21	5%
Renaissance Festival	219	54%
Reserve Vehicle Checks	6	1%
Special Assignment	45	11%
SWAT	28	7%
Training & Certifications	32	8%
Warrants	20	5%
<b>TOTAL HOURS</b>	<b>406.25</b>	<b>100%</b>

## INVESTIGATIONS

	ACTIVITY	May-25	May-24	+/-
Investigations	New Cases Assigned	48	39	9
	Cases Worked <i>(incl. monthly carryover)</i>	232	208	24
	Cases Unfounded	19	10	9
	Cases Cleared by Exception	18	6	12
	Cases Cleared by Arrest	11	3	8
	School Involvements	18	7	11
Digital Forensics	Devices Submitted to DF Lab	52	67	-15
	Data Examined <i>(Terabytes)</i>	3.2	14.19	-11
Internet Crimes Against Children	ICAC New Cases	13	6	7
	ICAC Subpoenas Served	4	5	-1
	ICAC Search Warrants Executed	3	4	-1
Polygraph	Pre-Employment	7	4	3
	Criminal or Internal	1	0	1

	ACTIVITY	May-25	May-24	+/-
Narcotics Investigations	Daytime Narcotics Incidents	64	65	-1
	After-Hours Narcotics Call-Outs	2	15	-13
	Undercover Buy Operations	1	0	1
	Pending Grand Jury Indictments	11	0	11
	Search Warrants Executed <i>(Includes Digital Devices)</i>	9	16	-7

	ACTIVITY	May-25	May-24	+/-
Crime Analysis	Criminal Intel Requests	47	37	10
	Public Records/Stat Requests/Other	3	5	-2
Records	Public Records Requests	179	101	78
	Background Checks	103	109	-6
	Public Fingerprints	49	31	18
	Expungements Received	113	107	6
	Reports Reviewed or Processed	530	595	-65
Evidence	Cases Processed with Evidence	55	67	-12
	Dash/Body Cam Video Requests	N/A	38	N/C

\*NC = Not calculable Note: In July, WCSO began transitioning to a new body and dash cam video system. During this process, videos from the previous system are not fully available and requests cannot be processed during this time. Video request totals are also pending. WCSO is actively working to resolve this and will respond to requests as soon as possible and update totals in future monthly reports.



## SPECIAL OPERATIONS

### Aviation

Air1 flew multiple patrolling flight. They also participated in a pursuit for Franklin PD where the suspect was successfully caught. In community interactions, they flew to school events at Winstead Elementary, Thompson's Station Elementary, and Clearview Preschool.

Aviation	ACTIVITY	May-25	May-24	+/-
	Pursuit/Search & Overwatch	1	5	-4
	Reckless Driver BOLOs	0	0	0
	Missing Person Searches	0	1	-1
	Patrol and Training	5	1	4
	Assist Other Agencies	1	4	-3
	Maintenance & Parts Runs	0	1	-1
	Funeral or Ceremony Flyovers	0	0	0
	School or Public Events	3	3	0
	Parades	0	0	0
	Water Rescues	0	1	-1
	Avionics Meetings	0	0	0
	Total Flights	9	15	-6
	Total Flight Mission Objectives	9	16	-7

### SWAT, Swift Water Rescue, Crisis Negotiations, and Honor Guard

SWAT held two 10-hour training days.

Swift Water Rescue and Crisis Negotiations each conducted their monthly team training.

Honor Guard held a training day, and presented the colors at two nights of the Franklin Rodeo. They also performed the 21 Gun Salute at the FOP Memorial Event, and on Memorial Day.



## SCHOOL RESOURCE OFFICERS (SRO) & CRIME PREVENTION

### SRO Activity

SRO ACTIVITIES	SYSTEM	ELEM	MIDDLE	HIGH	TOTAL
Special Event Security and Attendance	WCS	54	39	36	129
	FSD	22	6	N/A	28
Faculty Assistance	WCS	953	566	606	2125
	FSD	233	48	N/A	281
Student Assistance	WCS	737	446	495	1678
	FSD	162	30	N/A	192
Class Lectures/Guest Speaker	WCS	80	1	5	86
	FSD	29	0	N/A	29
Reported Offenses	WCS	5	10	25	40
	FSD	2	8	N/A	10
In-School Arrests	WCS	0	2	10	12
	FSD	0	2	N/A	2
Other Activities	WCS	318	158	273	749
	FSD	44	90	N/A	134

### Crime Prevention

May saw the completion of the DARE curriculum for both Allendale and Pearre Creek Elementary Schools, culminating in DARE graduations where approximately 200 students received certificates of completion. In addition to DARE, Allendale Elementary K-2 students received bike safety lectures to prepare them for a safe summer ahead. WCSO also participated in several community events like Franklin Rodeo Family Night, the Vintage Car Show at the Gathering Church on 840, and the TSC Hometown Heroes Touch-a-Cruiser Event.

The Laurelbrooke Community continues to operate the Neighborhood Watch program. Temple Hills invited WCSO to their HOA meeting to receive input on the benefits and necessity for license plate readers (LPRs). The Sheriff's Office received positive feedback from all attendees.

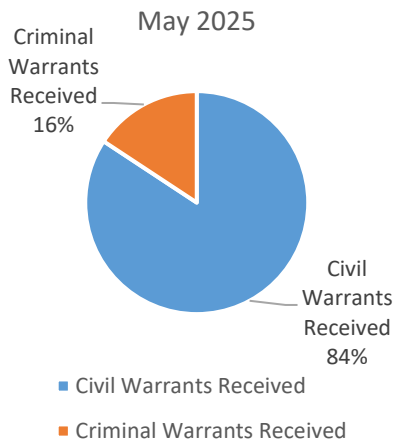
As always, Crime Prevention conducted the monthly convenience center checks for restocking and pertinent equipment replacement. Crime Prevention spent approximately 32.5 hours in community immersion for the month.

## COURT SERVICES

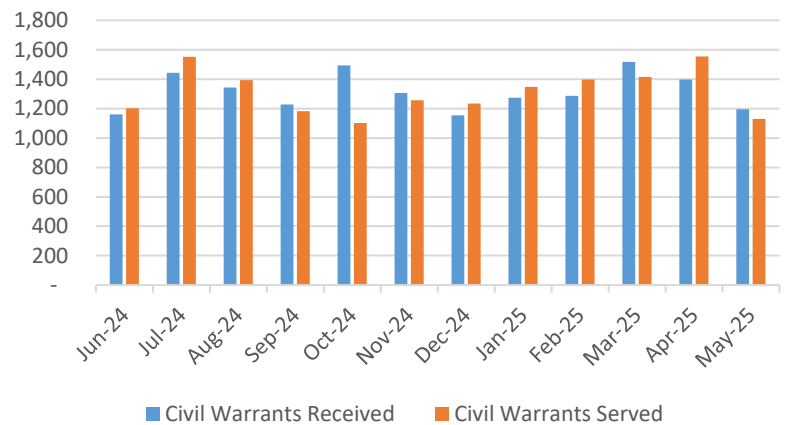
Court Services	ACTIVITY	May-25	May-24	+/-
	Court Dockets	121	135	-14
	Inmates Before the Court	417	364	53
	Out of County Transports	78	66	12
	Warrants Served	86	86	0
	Mental Health Transports	2	23	-21
	Out of State Extraditions	18	7	11
Warrants	Civil Warrants Received	1,195	1,401	-206
	Civil Warrants Served	1,129	1,472	-343
	Orders of Protection Served	18	21	-3
	Out of County Transports	14	12	2
	Subjects Arrested	56	56	0
	Criminal Warrants Received	223	221	2
	Warrants Served - Division	70	76	-6
	Warrants Served - Agency	153	215	-62
	Active Criminal Warrants	5,625	5,637	-12

\*NC = not calculable

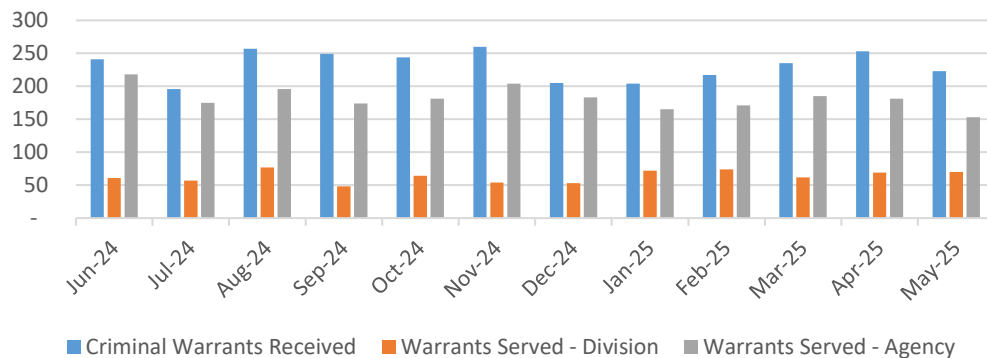
Warrants Received by WCSO



Civil Warrants Received & Served



Criminal Warrants Received & Served

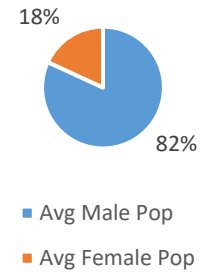


## DETENTION

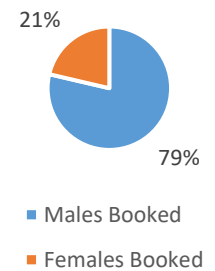
	ACTIVITIES	May-25	May-24	+/-
Population	Average Daily Pop	320	319	1
	Avg Male Pop	262	258	4
	Avg Female Pop	58	62	-4
Bookings	Total Booked	384	635	-251
	Males Booked	302	437	-135
	Females Booked	82	198	-116
Releases	Total Released	384	614	-230
	Males Released	300	435	-135
	Females Released	84	179	-95
Warrant Service	Warrants Served by Detention	16	34	-18
Medical	Dental Visits (Outside)	2	8	-6
	In-House Dental Visits	0	N/A	*NC
	Medical Appts/Procedures (Outside)	18	19	-1
	In-House Provider Visits	38	41	-3
Kitchen	Total Meals Served <i>includes Juvenile Detention</i>	30,249	33,038	-2,789
	Avg Meal Cost per Meal	\$1.29	\$2.07	-\$0.78
	Avg Meal Cost per Inmate per Day	\$3.90	\$6.21	-\$2.31
Detention Transports	Total Transports	27	23	4
	Scheduled	4	18	-14
	Emergency/Unscheduled	23	5	18
	Total Staff Hours	443	48	395
Litter Grant	Total Workers Utilized	82	80	2
	Dump Sites Removed	6	3	3
	Litter Collected (lbs)	5,900	6,100	-200
	Recycling Collected (lbs)	1,005	705	300
	County Roads Cleaned (miles)	40.3	24.2	16.1
	State Roads Cleaned (miles)	6.3	8.4	-2.1
	Cemeteries Cleaned/Mowed	24	15	9

\*NC = Not Calculable

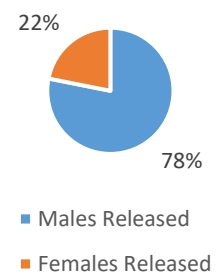
Population Averages  
May 2025



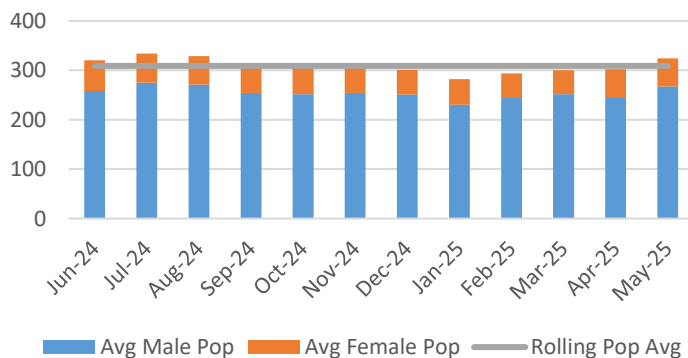
Detention Bookings  
May 2025



Detention Releases  
May 2025



Average Detention Population



### Litter Highlights:

Personnel mowed McGavock Cemetery (Carnton Plantation) and Lampley Cemetery twice each in May. Two members of the crew also toured the Davidson County Detention Center, and two members also worked the Williamson County Household Hazardous Waste Event on May 3<sup>rd</sup>. Litter Crew also worked at the Ag Center cleaning up after the Franklin Rodeo event on May 20<sup>th</sup>.

## TRAINING

TRAINING EVENTS	ATTENDEES		
	May-25	May-24	+/-
Agency Hosted Training (40 HRS)	16		16
Agency Hosted Training (9 HRS)		11	-11
Agency Hosted Training (Varied)			0
Annual Firearms, Red Dot Transition (16 HRS)			0
Annual Firearms (8 HRS)	9		9
Annual Rifle (8 HRS)			0
Basic GLOCK Operator's Course (32 HRS)	8		8
Basic Rifle Operator's Course (24 HRS)		3	-3
Basic Rifle Operator's Course (8 HRS)	1		1
Basic Rifle Operator's Course (4 HRS)			0
Continuing Ed (8 HRS/Day)			0
Detention Training Academy (80 HRS or Varied)	9	10	-1
Detention Training Academy (36 HRS)			0
Emergency Vehicle Operations (2 HRS)	2	13	-11
Glock Swap (2 HRS)			0
In-House Field Training Officer (FTO) Training (Varied)			0
Lateral New Hire Intermediate Course (80 HRS)			0
New Handgun Issue (1 HR)		1	-1
New Hire Onboarding Training Course (Varied)	2		2
O.C. Pepper Spray (8 HRS)	8		8
Open Range (VARIED)	10	11	-1
Other Training (AXON, Mental Health, Etc.) (3 HRS)			0
Outside of the Agency Training (Varied)			0
P.O.S.T. Basic Police School (180 HRS or 200 HRS)	5		5
P.O.S.T. In-Service (24 HRS)			0
P.O.S.T. Transition School (Varied)	1		1
Remedial Firearms Training (8 HRS)		3	-3
Remedial Firearms Training (2 HRS)			0
Reserve Deputy Training (60 HRS)			0
Reserve Deputy Training (Varied)	1		1
SRO Training (40 HRS)	68		68
Staff Continuing Education Training (Varied)		1	-1
SSGT Level 1 Defensive Tactics (24 HRS)			0
SSGT Level 1 Defensive Tactics (40 HRS)	10		10
SSGT Level 2 Defensive Tactics (24 HRS)			0
TASER (10 HRS or Varied)	8		8
T.C.I. In-Service (40 HRS)			0
T.C.I. Mandates (24 HRS)			0
Total Personnel Trained	158	53	105
Total Training Hours	7712	1066	6646

Prepared: 06/20/2025 by Crime Analyst #2242

Sources: Central Square CAD, Southern Software RMS (records management system) and JMS (jail management system), TITAN (Tennessee Integrated Traffic Analysis Network) repository, Crime Insight (Tennessee Crime Online Statistics Website/TIBRS repository), as well as WCSO division command staff and additional personnel.