

WCSO Monthly Activity Report: APRIL 2025

Staffing Table

SHERIFF'S OFFICE	Actual	Vacant	Authorized Positions
Sheriff and Deputy Chiefs	5	0	5
CID, Narcotics, K-9	26	1	27
Civilian Positions	25	1	26
Patrol, Traffic	49	8	57
PIO, Recruitment, Crime Prevention	2	1	3
Special Ops	1	1	2
SRO	77	4	81
Training	8	0	8
Warrants, Court Services	34	4	38
TOTAL	227	20	247

DETENTION	Actual	Vacant	Authorized Positions
Detention <i>TCI</i>	65	14	79
Detention <i>POST</i>	3	0	3
Civilian <i>Admin</i>	4	0	4
Civilian <i>Booking</i>	6	0	6
Civilian <i>Classification</i>	4	0	4
Civilian <i>Food Services</i>	4	0	4
Civilian <i>Maintenance</i>	3	0	3
TOTAL	89	14	103

Hiring Efforts

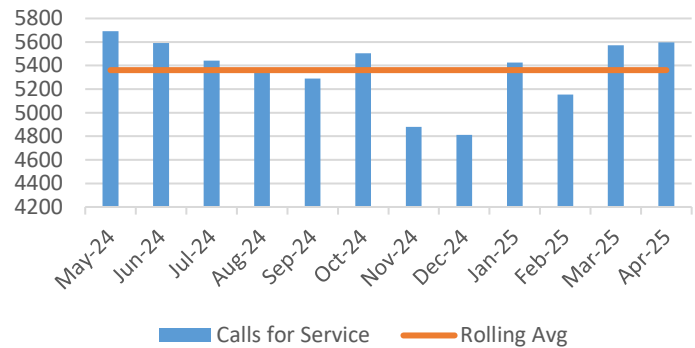
WCSO received 24 applications during the month and progressed 3 into the background phase. There were 10 new hires between Detention (8), and Crossing Guards (2).

Agency Service Activity

CAD Calls for Service			
	2025	2024	+/-
APR	5,596	5,542	54
YTD	21,748	21,428	320

Note: Williamson County Emergency Communications categorizes CAD call types by problem or activity based on initial descriptions provided to them. They may not reflect what responding deputies encountered upon arrival.

Calls for Service and Self-Initiated Activity



911 Abandoned Call	48	Disorder w/ Weapon	7	Shots Fired In Area	3
911 Misdial	6	Escort	6	Speak to Subject	10
911 Open Line	114	Explosives Recovery	1	Special Assignment	3
Abandoned Auto	7	Follow Up Report	86	Structure Fire	7
Alarm / Burglar	148	Fraud	34	Suicide Attempt	2
Alarm Holdup/Distress/Panic	16	Harassing Threats	12	Suicide Completed	1
Animal Bite	1	Harassment	19	Suicide Threats	3
Animal Calls - Law	26	Indecent Exposure	2	Suspicious Activity	25
Assault Report - Law Only	20	Information Only	17	Suspicious Person	14
Assist Another Agency	71	Intoxicated Person	2	Suspicious Vehicle	34
Attempt to Contact	14	Locked In Vehicle	1	Test Call Law	1
Auto Broken Down	101	Mental Health Consumer	2	Theft from Vehicle	4
Auto Theft Report / Recovery	1	Missing Person Endangered	1	Theft Report	13
Be On The Lookout	44	Missing Person Juvenile	7	Traffic Enforcement	31
Burglary Attempt	1	MVC Auto	116	Traffic Stop	1582
Burglary In Progress	3	MVC Injury	71	Trespassing	6
Burglary Report	3	Narcotics	9	Unknown Trouble	1
C.O.P	1	Noise Complaint	4	Unruly Juvenile	6
Cardiac / Respiratory Arrest	11	Parking Problem	10	Unwanted Subject	16
Check Area	62	Prisoner Transport	116	Vapor Gas Leak / Odor	4
Child Abuse	3	Property (Lost Found Damaged)	50	Vehicle Fire	5
Child Found	1	Prowler	1	Warrant Service	554
Citizen Assist	112	Psychological Emergency	6	WCSO Market Check	178
Civil Matter	27	Pursuit Vehicle	5	WCSO Security Check	1090
Civil Standby	12	Reckless Driver	24	WCSO Stationary Observation	285
Disorder	3	Roadway Hazard	61	Welfare Check	54
Disorder Domestic	7	Self Initiated Activity	124	Wires_Down	7
Grand Total				5596	

Incident Based Reporting (TIBRS/NIBRS) / Agency Crime Summary Current as of 05/08/2025

TCA 38-10-101 mandates the reporting of crime statistics. The Tennessee Incident Based Reporting System (TIBRS) is the method whereby the state collects data on crime incidents and the elements associated with the incident.

TIBRS/NIBRS Offense Overview April 2025	Offense Totals	195
	Number Cleared	122
	Percent Cleared	62.56%
	Total Arrests	211
	Adult Arrests	184
	Juvenile Arrests	27
	Unknown Age	0

Group A Offenses	Offenses		Arrests	
	Reported	Cleared	Adult	Juv
Crimes Against Persons				
Murder	0	0	0	0
Negligent Manslaughter	0	0	0	0
Negligent Vehicular Manslaughter	0	0	0	0
Kidnapping/Abduction	2	2	2	0
All Rape	0	0	0	0
Criminal Sexual Contact	4	3	0	0
Incest	0	0	0	0
Statutory Rape	0	0	0	0
Aggravated Assault	8	6	5	0
Simple Assault	35	24	4	10
Intimidation	30	17	0	1
Stalking	1	1	1	0
Commercial Sex Acts	0	0	0	0
Involuntary Servitude	0	0	0	0

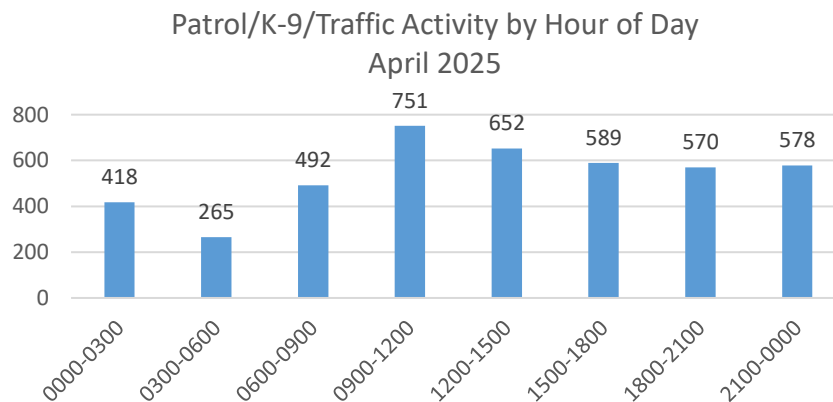
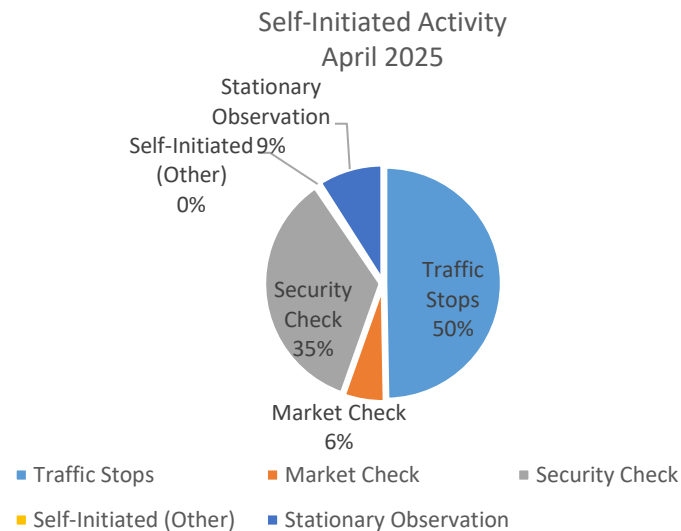
Group A Offenses	Offenses		Arrests	
	Reported	Cleared	Adult	Juv
Crimes Against Society				
Animal Cruelty	1	1	1	0
Drug/Narcotic Violations	35	28	23	7
Drug/Narcotic Equipment Violations	32	25	4	0
Gambling - Betting/Wagering	0	0	0	0
Gambling - Operating/Promoting	0	0	0	0
Gambling - Equipment Violations	0	0	0	0
Gambling - Sports Tampering	0	0	0	0
Pornography/Obscene Material	3	0	0	0
Prostitution	0	0	0	0
Prostitution Assisting/Promoting	0	0	0	0
Purchasing Prostitution	0	0	0	0
Weapon Law Violations	7	7	2	0

Group A Offenses	Offenses		Arrests	
	Reported	Cleared	Adult	Juv
Crimes Against Property				
Arson	0	0	0	0
Bribery	0	0	0	0
Burglary	3	0	0	0
Counterfeiting/Forgery	6	0	0	0
Destruction/Damage/Vandalism	5	0	0	0
Embezzlement	0	0	0	0
Extortion/Blackmail	0	0	0	0
Fraud - False Pretenses	2	0	0	0
Fraud - Credit Card/ATM	0	0	0	0
Fraud - Impersonation	2	1	0	1
Fraud - Welfare	0	0	0	0
Fraud - Wire	0	0	0	0
Fraud - Identity Theft	1	0	0	0
Fraud - Computer Hacking/Invasion	0	0	0	0
Robbery	0	0	0	0
Theft - Pocket-picking	0	0	0	0
Theft - Purse Snatching	0	0	0	0
Theft - Shoplifting	3	3	1	3
Theft From Building	2	2	1	0
Theft From Coin Machine	0	0	0	0
Theft From Motor Vehicle	3	0	0	0
Theft of Motor Vehicle Parts	0	0	0	0
Theft - All Other Larceny	6	0	0	0
Motor Vehicle Theft	3	1	0	2
Stolen Property Offenses	1	1	0	0
TOTAL GROUP A OFFENSES	195	122	44	24

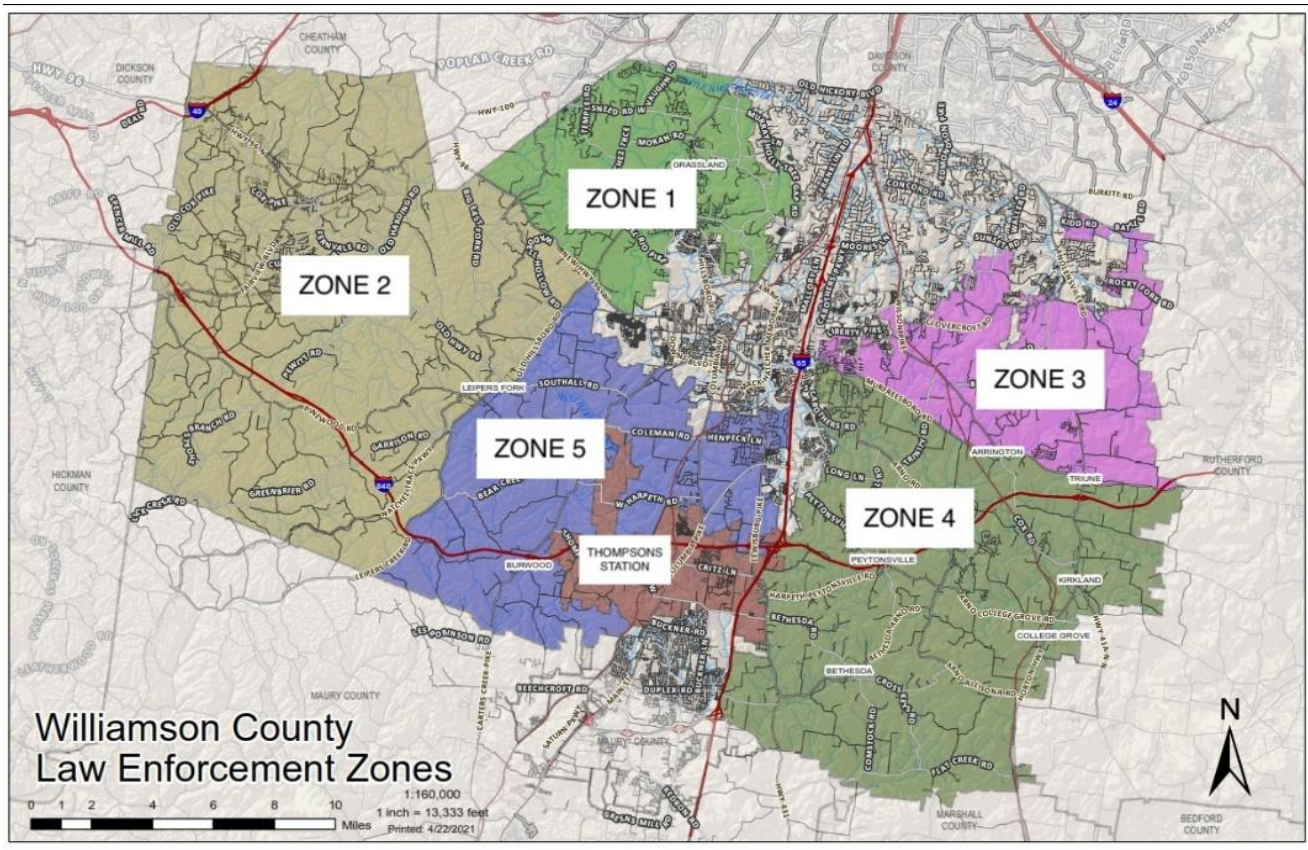
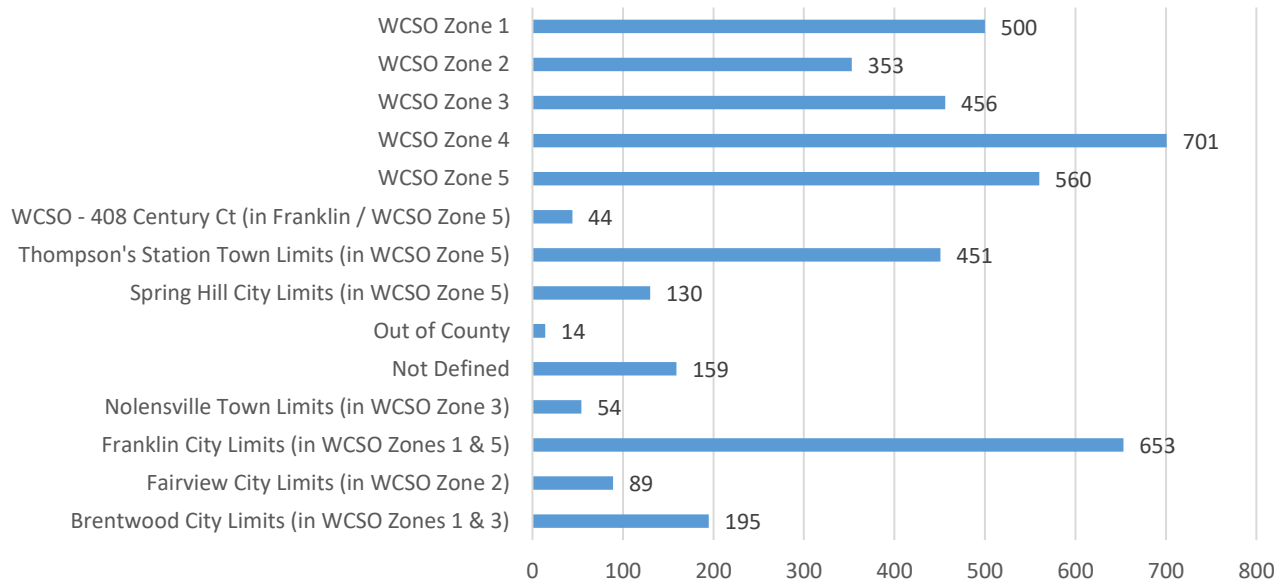
Group B Arrests	Arrests	
Offense	Adult	Juv
Bad Checks	0	0
Curfew/Vagrancy	0	0
Disorderly Conduct	0	0
DUI	9	1
Drunkenness	1	1
Family-Non Violent	5	0
Liquor Law Violations	0	0
Peeping Tom	0	0
Trespass	0	0
All Other Offenses	125	1
TOTAL GROUP B ARRESTS	140	3

PATROL/K-9/TRAFFIC

	Apr-25	Apr-24	+/-
Total WCSO CAD Activity	5596	5542	54
Patrol/K-9/Traffic Activity	4315	4525	-210
% Patrol of All Agency Activity	77.11%	81.65%	-4.54%
Traffic Stops	1510	1316	194
Market Check	173	112	61
Security Check	1065	1583	-518
Self-Initiated (Other)	15	25	-10
Stationary Observation	274	234	40
Total Patrol Self-Initiated Activity	3037	3270	-233
% Patrol Activity Self-Initiated	70.38%	72.27%	-1.88%
Avg Response Time Assigned to Arrival	12:54	14:49	-01:55
Avg Response Time Enroute to Arrival	10:48	13:11	-02:23



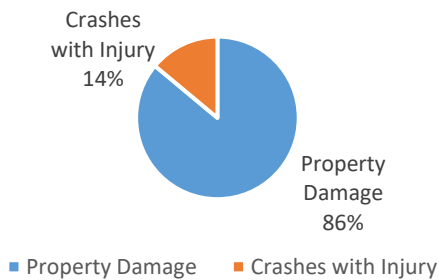
Patrol/K-9/Traffic Activity by Area April 2025



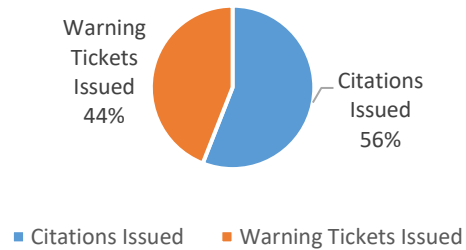
Traffic Efforts, K-9 Utilizations

	Apr-25	Apr-24	+/-
Crashes Worked by WCSO	86	101	-15
Property Damage	74	85	-11
Crashes with Injury	12	16	-4
DUI Arrests	15	13	2
Citations Issued	653	516	137
Warning Tickets Issued	514	172	342
K-9 Utilizations	15	11	4

Crashes Worked by WCSO
April 2025



Traffic Citations and Warnings
April 2025



Mental Health Co-Responder

Since 2022, WCSO partners with Volunteer Behavioral Health Care System through grant funding for a co-responder program to improve response to mental health crises in this county. The co-responder position is vacant as of the end of September 2024. WCSO is utilizing Tennessee's Mobile Crisis Services when needed until VBHCS fills this position or an alternative solution is identified. No co-responder monthly data is available during this vacancy (October 2024 to current).

RESERVES

Reserves leadership is transitioning this month. A breakdown of the hours provided by reserve deputies by assignment type is not available for April. WCSO anticipates this information will be available again next month.

Activity Overview:

Monthly Hours Provided: 517.25

Estimated Cost Offset: \$37,567.87

New Reserves Recruited: Three

Reserves Discontinuing Service: One

INVESTIGATIONS

	ACTIVITY	Apr-25	Apr-24	+/-
Investigations	New Cases Assigned	30	31	-1
	Cases Worked <i>(incl. monthly carryover)</i>	206	213	-7
	Cases Unfounded	7	18	-11
	Cases Cleared by Exception	4	7	-3
	Cases Cleared by Arrest	6	4	2
	School Involvements	16	14	2
Digital Forensics	Devices Submitted to DF Lab	49	58	-9
	Data Examined <i>(Terabytes)</i>	9.02	4.08	4.94
Internet Crimes Against Children	ICAC New Cases	12	9	3
	ICAC Subpoenas Served	16	1	15
	ICAC Search Warrants Executed	9	3	6
Polygraph	Pre-Employment	5	9	-4
	Criminal or Internal	0	0	0

	ACTIVITY	Apr-25	Apr-24	+/-
Narcotics Investigations	Daytime Narcotics Incidents	43	56	-13
	After-Hours Narcotics Call-Outs	4	10	-6
	Undercover Buy Operations	1	10	-9
	Pending Grand Jury Indictments	1	13	-12
	Search Warrants Executed <i>(Includes Digital Devices)</i>	6	7	-1

Narcotics Highlight:

Drug seizures included 1,850g of meth, 237g of fentanyl, and 129g of marijuana. The unit also seized \$2,000 in currency, 2 guns, and 3 vehicles.

	ACTIVITY	Apr-25	Apr-24	+/-
Crime Analysis	Criminal Intel Requests	46	21	25
	Public Records/Stat Requests/Other	4	1	3
Records	Public Records Requests	197	81	116
	Background Checks	85	190	-105
	Public Fingerprints	29	42	-13
	Expungements Received	229	92	137
	Reports Reviewed or Processed	546	678	-132
Evidence	Cases Processed with Evidence	70	89	-19
	Dash/Body Cam Video Requests	N/A	82	N/C

*NC = Not calculable Note: In July, WCSO began transitioning to a new body and dash cam video system. During this process, videos from the previous system are not fully available and requests cannot be processed during this time. Video request totals are also pending. WCSO is actively working to resolve this and will respond to requests as soon as possible and update totals in future monthly reports.

SPECIAL OPERATIONS

Aviation

In addition to multiple general patrolling flights, Air1 provided assistance in pursuit of a stolen vehicle, which led to a foot pursuit. That suspect was taken into custody. They also assisted WCSO Narcotics and Warrants Divisions with pre-operational aerial photo surveillance, searched for a runaway juvenile, and flew for Operation Hands Free (an initiative by the Tennessee Highway Safety Office).

There were opportunities to interact with the community at events at High Hopes Preschool and Amanda North Elementary School, the Hillsboro School Career Day, and the Williamson County Rescue Squad Station 24 Open House. The pilots especially enjoyed participating in highly popular annual Egg Drop events at Heritage Church of Christ and Rolling Hills Church.

Aviation	ACTIVITY	Apr-25	Apr-24	+/-
	Pursuit/Search & Overwatch	5	2	3
	Reckless Driver BOLOs	0	0	0
	Missing Person Searches	1	1	0
	Patrol and Training	8	0	8
	Assist Other Agencies	0	0	0
	Maintenance & Parts Runs	2	0	2
	Funeral or Ceremony Flyovers	0	1	-1
	School or Public Events	7	6	1
	Parades	0	0	0
	Water Rescues	0	0	0
	Avionics Meetings	0	0	0
	Total Flights	20	10	10
	Total Flight Mission Objectives	23	10	13

SWAT, Swift Water Rescue, Crisis Negotiations, and Honor Guard

SWAT held two 10-hour training days, and three full days of SWAT tryouts with prospective new team members.

Swift Water Rescue held monthly training and participated in the annual BGA Tug-of-War.

Crisis Negotiations and Honor Guard each conducted monthly team training.

SCHOOL RESOURCE OFFICERS (SRO) & CRIME PREVENTION

SRO Activity

SRO ACTIVITIES	SYSTEM	ELEM	MIDDLE	HIGH	TOTAL
Special Event Security and Attendance	WCS	42	97	121	260
	FSD	6	22	N/A	28
Faculty Assistance	WCS	1122	612	852	2586
	FSD	273	70	N/A	343
Student Assistance	WCS	910	498	606	2014
	FSD	199	39	N/A	238
Class Lectures/Guest Speaker	WCS	90	0	4	94
	FSD	19	0	N/A	19
Reported Offenses	WCS	1	13	43	57
	FSD	1	13	N/A	14
In-School Arrests	WCS	0	2	16	18
	FSD	0	4	N/A	4
Other Activities	WCS	537	202	471	1210
	FSD	66	43	N/A	109

Crime Prevention

Allendale Elementary was DARE-focused in April where three classes completed their curriculum requirements. Two other classes will complete theirs in May. Due to scheduling conflicts, Pearre Creek Elementary was not able to have DARE lessons this month, but are still on track to graduate by the end of May.

Williamson County Fire and Rescue Station 24 hosted a public event where several agencies joined them in distributing handouts and giveaways. This event allowed the public close-up views of several emergency vehicles and the chance to chat with first responders in a relaxed setting.

The Laurelbrooke Community is maintaining their Neighborhood Watch program, which continues to make a positive impact.

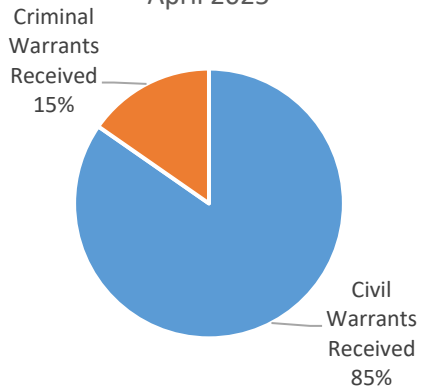
As always, Crime Prevention conducted the monthly convenience center checks for restocking and pertinent equipment replacement. Crime Prevention spent approximately 10 hours in community immersion for the month.

COURT SERVICES

Court Services	ACTIVITY	Apr-25	Apr-24	+/-
	Court Dockets	132	158	-26
	Inmates Before the Court	316	565	-249
	Out of County Transports	69	131	-62
	Warrants Served	71	94	-23
	Mental Health Transports	12	22	-10
	Out of State Extraditions	14	4	10
Warrants	Civil Warrants Received	1,398	1,515	-117
	Civil Warrants Served	1,554	1,405	149
	Orders of Protection Served	16	30	-14
	Out of County Transports	10	18	-8
	Subjects Arrested	53	81	-28
	Criminal Warrants Received	253	253	0
	Warrants Served - Division	69	96	-27
	Warrants Served - Agency	181	216	-35
	Active Criminal Warrants	5,583	5,693	-110

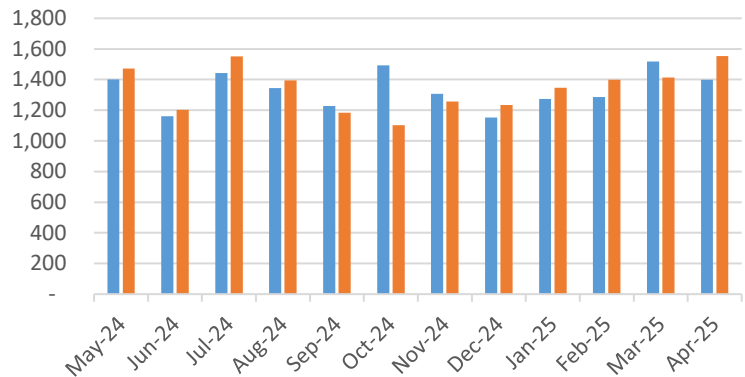
*NC = not calculable

Warrants Received by WCSO
April 2025



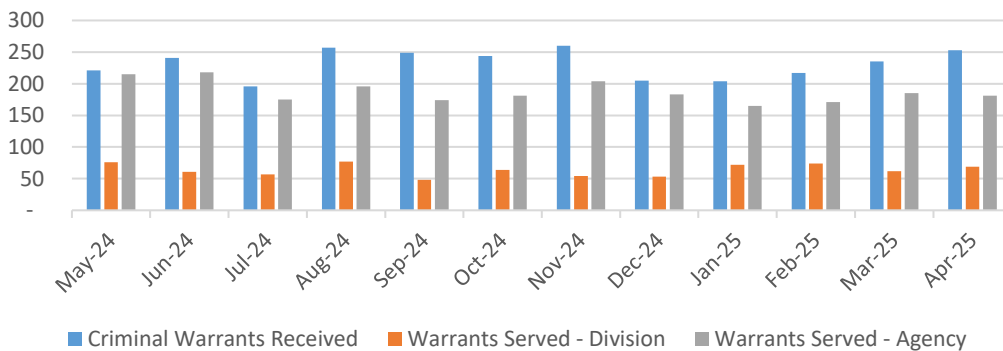
■ Civil Warrants Received ■ Criminal Warrants Received

Civil Warrants Received & Served



■ Civil Warrants Received ■ Civil Warrants Served

Criminal Warrants Received & Served



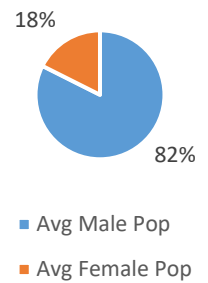
■ Criminal Warrants Received ■ Warrants Served - Division ■ Warrants Served - Agency

DETENTION

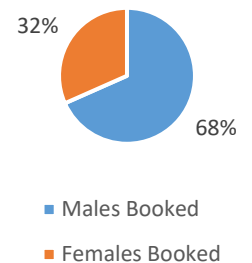
	ACTIVITIES	Apr-25	Apr-24	+/-
Population	Average Daily Pop	324	318	6
	Avg Male Pop	267	261	6
	Avg Female Pop	57	57	0
Bookings	Total Booked	449	629	-180
	Males Booked	307	444	-137
	Females Booked	142	185	-43
Releases	Total Released	456	617	-161
	Males Released	312	429	-117
	Females Released	144	188	-44
Warrant Service	Warrants Served by Detention	13	72	-59
Medical	Dental Visits (Outside)	3	4	-1
	In-House Dental Visits	0	N/A	*NC
	Medical Appts/Procedures (Outside)	21	16	5
	In-House Provider Visits	38	37	1
Kitchen	Total Meals Served <i>includes Juvenile Detention</i>	30,311	30,948	-637
	Avg Meal Cost per Meal	\$1.20	\$2.09	-\$0.89
	Avg Meal Cost per Inmate per Day	\$3.60	\$5.61	-\$2.01
Detention Transports	Total Transports	21	21	0
	Scheduled	8	14	-6
	Emergency/Unscheduled	13	7	6
	Total Staff Hours	172.25	53	119.25
Litter Grant	Total Workers Utilized	49	74	-25
	Dump Sites Removed	0	1	-1
	Litter Collected (lbs)	4,235	4,460	-225
	Recycling Collected (lbs)	635	190	445
	County Roads Cleaned (miles)	19.9	16.3	3.6
	State Roads Cleaned (miles)	5.4	8.8	-3.4
	Cemeteries Cleaned/Mowed	28	18	10

*NC = Not Calculable

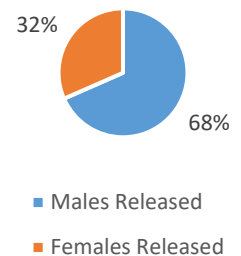
Population Averages
April 2025



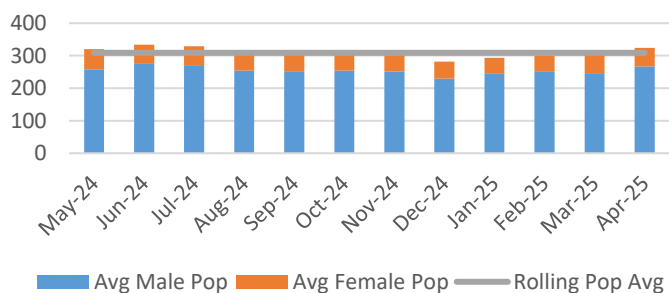
Detention Bookings
April 2025



Detention Releases
April 2025



Average Detention Population



Litter Highlights:

Personnel spent a day assisting County Landfill with picking up loose trash throughout the landfill. This helps prevent fines by the state for loose trash. Deputy Scheidt was present for the Mid-Cumberland Foodbank Giveaway on April 11. There were 28 cemeteries and 4 EMA tower sites mowed. Sergeant Mark Skelton retired in late April. WCSO wishes Mr. Skelton a wonderful retirement and thanks him for his dedicated years of service to this county.

TRAINING

TRAINING EVENTS	ATTENDEES		
	Apr-25	Apr-24	+/-
Agency Hosted Training (40 HRS)		9	-9
Agency Hosted Training (24 HRS)			0
Agency Hosted Training (16 HRS)			0
Agency Hosted Training (9 HRS)			0
Agency Hosted Training (4 HRS)			0
Agency Hosted Training (2 HRS)			0
Annual Firearms, Red Dot Transition (16 HRS)		29	-29
Annual Firearms (8 HRS)	85		85
Annual Rifle (8 HRS)			0
Basic GLOCK Operator's Course (32 HRS)			0
Basic Rifle Operator's Course (24 HRS)	9		9
Basic Rifle Operator's Course (4 HRS)			0
Continuing Ed (8 HRS/Day)			0
Detention Training Academy (80 HRS or Varied)		12	-12
Detention Training Academy (36 HRS)			0
Emergency Vehicle Operations (2 HRS)			0
Glock Swap (2 HRS)			0
In-House Field Training Officer (FTO) Training (Varied)	13		13
Lateral New Hire Intermediate Course (80 HRS)			0
New Handgun Issue (1 HR)		2	-2
New Hire Onboarding Training Course (Varied)	2		2
O.C. Pepper Spray (8 HRS)			0
Open Range (VARIED)	18	11	7
Other Training (AXON, Mental Health, Etc.) (3 HRS)			0
Outside of the Agency Training (Varied)	6	10	-4
P.O.S.T. Basic Police School (180 HRS)	5		5
P.O.S.T. In-Service (24 HRS)		58	-58
P.O.S.T. Transition School (Varied)	1		1
Remedial Firearms Training (8 HRS)		2	-2
Remedial Firearms Training (2 HRS)	4		4
Reserve Deputy Training (60 HRS)			0
Reserve Deputy Training (Varied)	17		17
Staff Continuing Education Training (Varied)	2	1	1
SSGT Level 1 Defensive Tactics (24 HRS)			0
SSGT Level 2 Defensive Tactics (24 HRS)			0
TASER (10 HRS or Varied)			0
T.C.I. In-Service (40 HRS)	9		9
T.C.I. Mandates (24 HRS)	4		4
Total Personnel Trained	175	134	41
Total Training Hours	5096.5	3238	1858.5

Prepared: 05/16/2025 by Crime Analyst #2242

Sources: Central Square CAD, Southern Software RMS (records management system) and JMS (jail management system), TITAN (Tennessee Integrated Traffic Analysis Network) repository, Crime Insight (Tennessee Crime Online Statistics Website/TIBRS repository), as well as WCSO division command staff and additional personnel.