

WCSO Monthly Activity Report: MARCH 2025

Staffing Table

SHERIFF'S OFFICE	Actual	Vacant	Authorized Positions
Sheriff and Deputy Chiefs	5	0	5
CID, Narcotics, K-9	26	1	27
Civilian Positions	25	1	26
Patrol, Traffic	48	9	57
PIO, Recruitment, Crime Prevention	2	1	3
Special Ops	1	1	2
SRO	77	4	81
Training	8	0	8
Warrants, Court Services	34	4	38
TOTAL	226	21	247

DETENTION	Actual	Vacant	Authorized Positions
Detention <i>TCI</i>	66	12	78
Detention <i>POST</i>	3	0	3
Civilian <i>Admin</i>	4	0	4
Civilian <i>Booking</i>	6	0	6
Civilian <i>Classification</i>	4	0	4
Civilian <i>Food Services</i>	5	0	5
Civilian <i>Maintenance</i>	3	0	3
TOTAL	91	12	103

Hiring Efforts

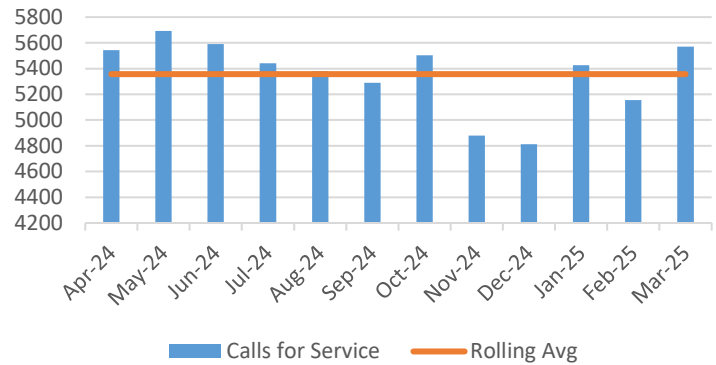
WCSO received 14 applications during the month and progressed 2 into the background phase. There were new hires in Criminal Investigations (1), Detention (2), and Patrol (1).

Agency Service Activity

CAD Calls for Service			
	2025	2024	+/-
MAR	5,571	5,362	209
YTD	16,152	15,886	266

Note: Williamson County Emergency Communications categorizes CAD call types by problem or activity based on initial descriptions provided to them. They may not reflect what responding deputies encountered upon arrival.

Calls for Service and Self-Initiated Activity



911 Abandoned Call	47	Harassment	19	Traffic Stop	1571
911 Misdial	1	Information Only	13	Trespassing	4
911 Open Line	72	Intoxicated Person	3	Unknown Trouble	3
Abandoned Auto	6	Missing Person Juvenile	4	Unruly Juvenile	8
Alarm / Burglar	156	MVC Auto	116	Unwanted Subject	10
Alarm Holdup/Distress/Panic	17	MVC Injury	70	Vapor Gas Leak / Odor	3
Animal Calls - Law	28	Narcotics	8	Vehicle Fire	9
Assault EMS Needed	2	Noise Complaint	6	Warrant Service	506
Assault Report - Law Only	18	Parking Problem	8	WCSO Market Check	188
Assist Another Agency	69	Prisoner Transport	86	WCSO Security Check	1208
Attempt to Contact	15	Property (Lost Found Damaged)	51	WCSO Stationary Observation	357
Auto Broken Down	105	Psychological Emergency	11	Welfare Check	45
Auto Theft Report / Recovery	1	Pursuit Vehicle	4	Wires_Down	4
Be On The Lookout	49	Reckless Driver	18	Disorder w/ Weapon	3
Burglary In Progress	3	Roadway Hazard	59	Mental Health Consumer	3
Cardiac / Respiratory Arrest	7	Search Warrant	2	Special Assignment	3
Check Area	74	Self Initiated Activity	97	Hazmat	1
Child Abuse	1	Shots Fired In Area	7	Theft from Vehicle	1
Citizen Assist	96	Speak to Subject	5	Water Rescue	1
Civil Matter	21	Structure Fire	11	Suspicious Package	1
Civil Standby	2	Suicide Attempt	3	Fight	2
Disorder	7	Suicide Threats	3	Assault Domestic	2
Disorder Domestic	8	Suspicious Activity	22	Open Door	1
Drug Overdose	4	Suspicious Person	19	Kidnapping	1
Escort	14	Suspicious Vehicle	43	Shooting	1
Follow Up Report	54	Theft Report	17	Stalking	1
Fraud	18	Traffic Enforcement	17	C.O.P	2
Harassing Threats	15			Grand Total	5571

TCA 38-10-101 mandates the reporting of crime statistics. The Tennessee Incident Based Reporting System (TIBRS) is the method whereby the state collects data on crime incidents and the elements associated with the incident.

TIBRS/NIBRS Offense Overview March 2025	Offense Totals	188
	Number Cleared	113
	Percent Cleared	60.11%
	Total Arrests	178
	Adult Arrests	161
	Juvenile Arrests	17
	Unknown Age	0

Group A Offenses	Offenses		Arrests	
	Reported	Cleared	Adult	Juv
Crimes Against Persons				
Murder	0	0	0	0
Negligent Manslaughter	0	0	0	0
Negligent Vehicular Manslaughter	0	0	0	0
Kidnapping/Abduction	0	0	0	0
All Rape	1	0	0	0
Criminal Sexual Contact	0	0	0	0
Incest	0	0	0	0
Statutory Rape	0	0	0	0
Aggravated Assault	10	7	4	0
Simple Assault	35	20	0	10
Intimidation	23	10	0	2
Stalking	0	0	0	0
Commercial Sex Acts	0	0	0	0
Involuntary Servitude	0	0	0	0

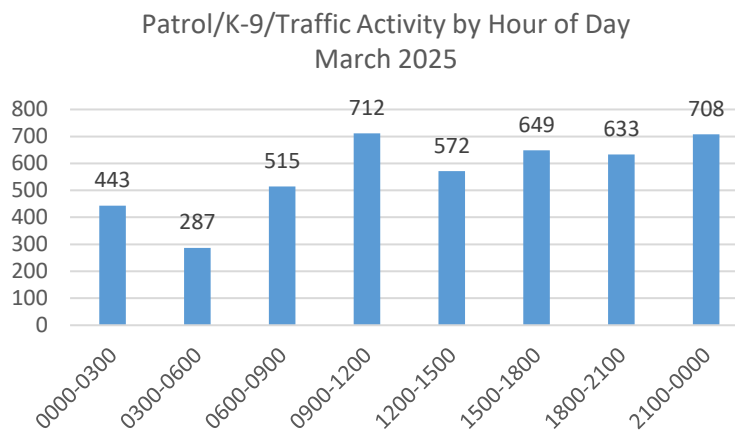
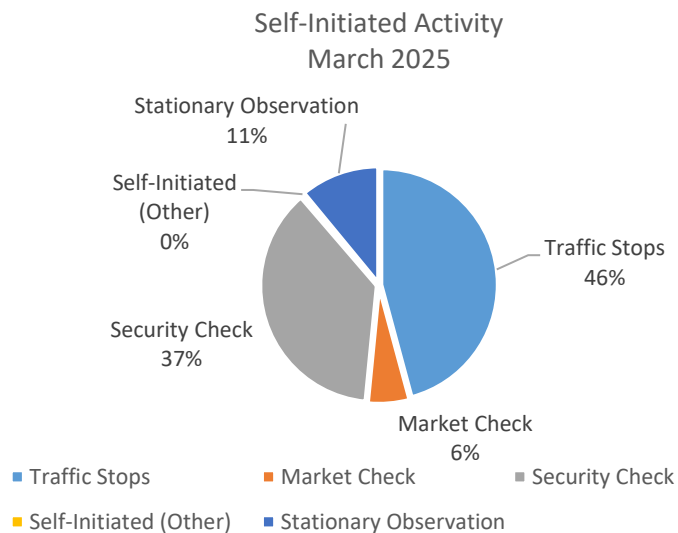
Group A Offenses	Offenses		Arrests	
	Reported	Cleared	Adult	Juv
Crimes Against Society				
Animal Cruelty	0	0	0	0
Drug/Narcotic Violations	53	39	27	4
Drug/Narcotic Equipment Violations	31	26	2	0
Gambling - Betting/Wagering	0	0	0	0
Gambling - Operating/Promoting	0	0	0	0
Gambling - Equipment Violations	0	0	0	0
Gambling - Sports Tampering	0	0	0	0
Pornography/Obscene Material	0	0	0	0
Prostitution	0	0	0	0
Prostitution Assisting/Promoting	0	0	0	0
Purchasing Prostitution	0	0	0	0
Weapon Law Violations	9	5	1	0

Group A Offenses	Offenses		Arrests	
	Reported	Cleared	Adult	Juv
Crimes Against Property				
Arson	1	0	0	0
Bribery	0	0	0	0
Burglary	1	0	0	0
Counterfeiting/Forgery	2	2	2	0
Destruction/Damage/Vandalism	4	1	1	0
Embezzlement	0	0	0	0
Extortion/Blackmail	0	0	0	0
Fraud - False Pretenses	3	0	0	0
Fraud - Credit Card/ATM	3	1	0	0
Fraud - Impersonation	1	0	0	0
Fraud - Welfare	0	0	0	0
Fraud - Wire	0	0	0	0
Fraud - Identity Theft	0	0	0	0
Fraud - Computer Hacking/Invasion	0	0	0	0
Robbery	0	0	0	0
Theft - Pocket-picking	0	0	0	0
Theft - Purse Snatching	0	0	0	0
Theft - Shoplifting	0	0	0	0
Theft From Building	3	1	0	0
Theft From Coin Machine	0	0	0	0
Theft From Motor Vehicle	1	0	0	0
Theft of Motor Vehicle Parts	0	0	0	0
Theft - All Other Larceny	5	0	0	0
Motor Vehicle Theft	0	0	0	0
Stolen Property Offenses	2	1	1	0
TOTAL GROUP A OFFENSES	188	113	38	16

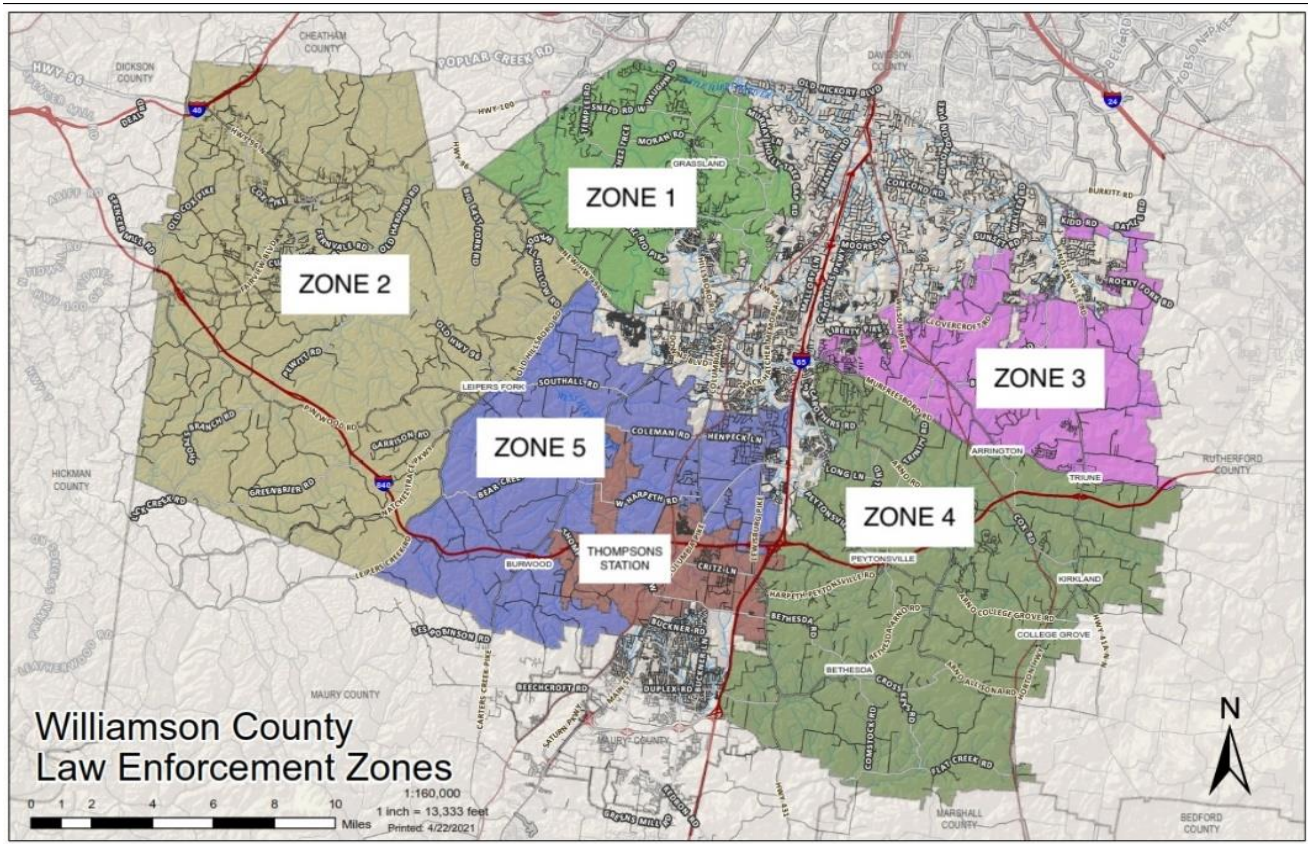
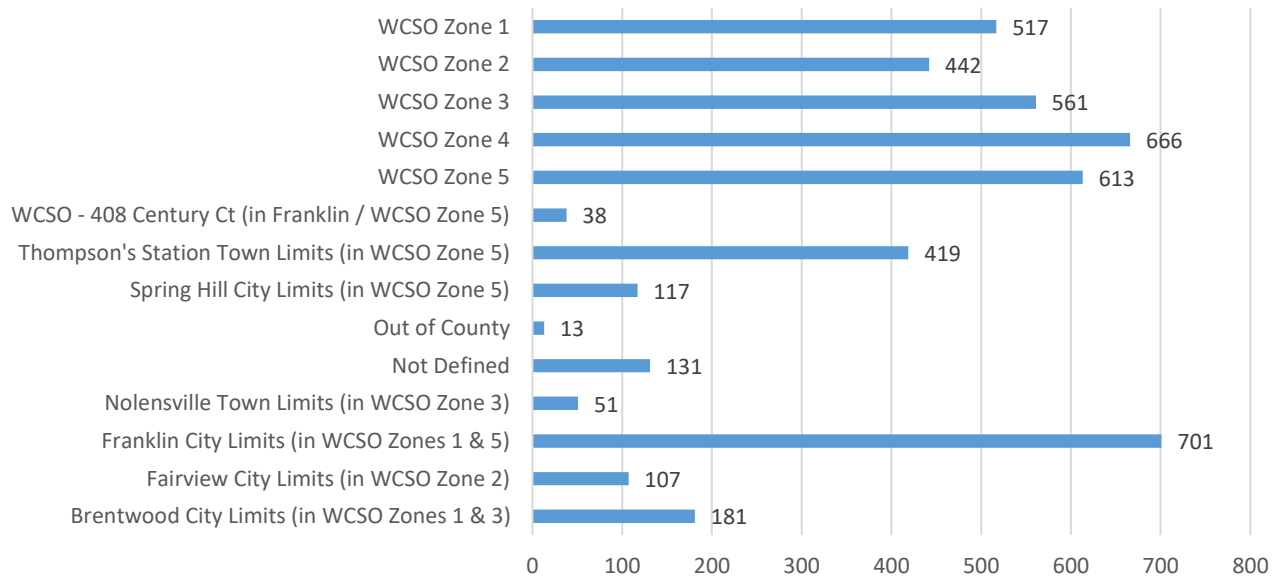
Group B Arrests	Arrests	
	Adult	Juv
Offense		
Bad Checks	0	0
Curfew/Vagrancy	0	0
Disorderly Conduct	0	1
DUI	14	0
Drunkenness	0	0
Family-Non Violent	2	0
Liquor Law Violations	0	0
Peeping Tom	0	0
Trespass	0	0
All Other Offenses	107	0
TOTAL GROUP B ARRESTS	123	1

PATROL/K-9/TRAFFIC

	Mar-25	Mar-24	+/-
Total WCSO CAD Activity	5571	5362	209
Patrol/K-9/Traffic Activity	4519	4513	6
% Patrol of All Agency Activity	81.12%	84.17%	-3.05%
Traffic Stops	1490	1363	127
Market Check	187	71	116
Security Check	1208	1725	-517
Self-Initiated (Other)	11	15	-4
Stationary Observation	357	223	134
Total Patrol Self-Initiated Activity	3253	3397	-144
% Patrol Activity Self-Initiated	71.98%	75.27%	-3.29%
Avg Response Time Assigned to Arrival	16:05	14:35	01:30
Avg Response Time Enroute to Arrival	14:02	13:07	00:55



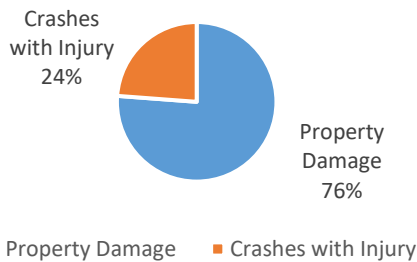
Patrol/K-9/Traffic Activity by Area March 2025



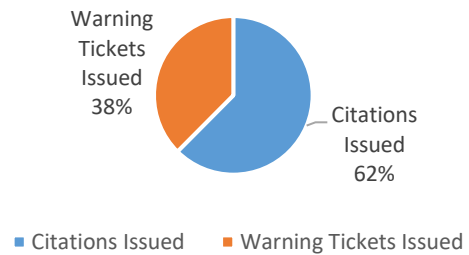
Traffic Efforts, K-9 Utilizations

	Mar-25	Mar-24	+/-
Crashes Worked by WCSO	84	77	7
Property Damage	64	64	0
Crashes with Injury	20	0	20
DUI Arrests	21	0	21
Citations Issued	642	0	642
Warning Tickets Issued	386	163	223
K-9 Utilizations	16	9	7

Crashes Worked by WCSO
March 2025



Traffic Citations and Warnings
March 2025



Mental Health Co-Responder

Since 2022, WCSO partners with Volunteer Behavioral Health Care System through grant funding for a co-responder program to improve response to mental health crises in this county. The co-responder position is vacant as of the end of September 2024. Until VBHCS fills this position or an alternative solution is found, WCSO is utilizing Tennessee's Mobile Crisis Services when needed. No co-responder monthly data is available during this vacancy (October 2024 to current).

RESERVES

Activity Overview:

March Hours Provided: 537.50

Contributing Personnel: 21

Estimated Cost Offset: \$39,038.63

New Reserves Recruited: None

Reserves Discontinuing Service: None

Reserves Highlight:

Reserves assisted with courthouse staffing duties, and Captain Hemyari served a subpoena to children for a mock trial at Berry's Chapel.

ASSIGNMENT	HOURS	% of TOTAL
Administrative Duties	54	10%
Board Of Education	24	4%
County Commission Meeting	39.75	7%
Courthouse	54	10%
Firearms Qualifications	74.75	14%
Open Range	5	1%
Patrol	90.5	17%
Reserve Vehicle Checks	3.5	1%
Special Assignment	7.25	1%
SWAT	50	9%
Training & Certifications	125.75	23%
Warrants	9	2%
TOTAL HOURS	537.5	100%

INVESTIGATIONS

	ACTIVITY	Mar-25	Mar-24	+/-
Investigations	New Cases Assigned	34	32	2
	Cases Worked <i>(incl. monthly carryover)</i>	202	215	-13
	Cases Unfounded	3	10	-7
	Cases Cleared by Exception	8	10	-2
	Cases Cleared by Arrest	4	5	-1
	School Involvements	12	10	2
Digital Forensics	Devices Submitted to DF Lab	51	28	23
	Data Examined <i>(Terabytes)</i>	5.92	25.48	-19.6
Internet Crimes Against Children	ICAC New Cases	11	12	-1
	ICAC Subpoenas Served	0	5	-5
	ICAC Search Warrants Executed	3	4	-1
Polygraph	Pre-Employment	3	9	-6
	Criminal or Internal	0	0	0

	ACTIVITY	Mar-25	Mar-24	+/-
Narcotics Investigations	Daytime Narcotics Incidents	73	53	20
	After-Hours Narcotics Call-Outs	8	16	-8
	Undercover Buy Operations	2	12	-10
	Pending Grand Jury Indictments	9	15	-6
	Search Warrants Executed <i>(Includes Digital Devices)</i>	10	8	2

Narcotics Highlight:

Drug seizures included 396g of meth, 69g of cocaine, 7.3g of fentanyl, 34g of marijuana, and 103g Gabapentin. The unit also seized \$2,249 in currency, 7 guns, and 2 vehicles.

	ACTIVITY	Mar-25	Mar-24	+/-
Crime Analysis	Criminal Intel Requests	21	19	2
	Public Records/Stat Requests/Other	10	3	7
Records	Public Records Requests	175	84	91
	Background Checks	108	85	23
	Public Fingerprints	40	23	17
	Expungements Received	328	118	210
	Reports Reviewed or Processed	596	514	82
Evidence	Cases Processed with Evidence	86	44	42
	Dash/Body Cam Video Requests	NC	40	NC

*NC = Not calculable Note: In July, WCSO began transitioning to a new body and dash cam video system. During this process, videos from the previous system are not fully available and requests cannot be processed during this time. Video request totals are also pending. WCSO is actively working to resolve this and will respond to requests as soon as possible and update totals in future monthly reports.

SPECIAL OPERATIONS

Aviation

Aviation performed a flyover for the funeral of Centerville Police Department's Chief, Shannon Irwin, on March 22. Additional community outreach included participation in the Spring Station Middle School Career Day and the Franklin Childcare Touch-A-Truck event. In addition to routine patrol flights, they also assisted with a foot pursuit in Bethesda, located a reckless driver on I-840, and searched for a runaway juvenile who had left Fairview Middle School. Both OH-58 helicopters were down for maintenance from March 5-24.

Aviation	ACTIVITY	Mar-25	Mar-24	+/-
	Pursuit/Search & Overwatch	1	4	-3
	Reckless Driver BOLOs	2	0	2
	Missing Person Searches	1	0	1
	Patrol and Training	6	5	1
	Assist Other Agencies	0	1	-1
	Maintenance & Parts Runs	2	0	2
	Funeral or Ceremony Flyovers	1	0	1
	School or Public Events	2	3	-1
	Parades	0	0	0
	Water Rescues	0	0	0
	Avionics Meetings	0	0	0
	Total Flights	13	11	2
	Total Flight Mission Objectives	18	13	5

SWAT, Swift Water Rescue, Crisis Negotiations, and Honor Guard

SWAT activity included a felony warrant service, a Narcotics Unit search warrant, and two ten-hour training days.

Swift Water Rescue and Crisis Negotiations conducted their monthly training.

Honor Guard had the privilege to participate in the 100 Year Memorial 21 Gun Salute for Williamson County Constable Samuel Claybrooks Locke on March 7. Those interested in learning more about his line of duty death can view his entry on the Officer Down Memorial Page [here](#). Honor Guard also conducted group training, and posted the colors at both the Tennessee Sheriff's Association and a Nashville Sounds Game.

SCHOOL RESOURCE OFFICERS (SRO) & CRIME PREVENTION

SRO Activity

SRO ACTIVITIES	SYSTEM	ELEM	MIDDLE	HIGH	TOTAL
Special Event Security and Attendance	WCS	39	78	79	196
	FSD	3	15	N/A	18
Faculty Assistance	WCS	892	552	493	1937
	FSD	151	42	N/A	193
Student Assistance	WCS	772	407	400	1579
	FSD	150	25	N/A	175
Class Lectures/Guest Speaker	WCS	78	4	5	87
	FSD	3	0	N/A	3
Reported Offenses	WCS	4	4	101	109
	FSD	2	6	N/A	8
In-School Arrests	WCS	0	3	57	60
	FSD	1	1	N/A	2
Other Activities	WCS	397	193	212	802
	FSD	64	28	N/A	92

Crime Prevention

In the schools, Allendale Elementary and Pearre Creek Elementary continued their DARE program curriculum, with both schools scheduled to host their DARE graduations in May. The internet safety lecture was presented at Oakview Elementary during the third week of March with a target audience of third through fifth grade. The following week, Oakview's kindergarten through second grade classes were presented with bike safety and general public safety lectures to prepare them for outdoor hazards that often accompany the warmer months which are quickly approaching. Nolensville Elementary held a Carnival Day on their campus on March 25, and students from all grade levels attended the event. WCSO was able to interact with all ages of the public during the festivities.

The King's Chapel Community was recently victimized by an internet scam. At their request, WCSO delivered the internet safety presentation to several community members. There was positive feedback and appreciation, and this will be presented to the community again in the near future.

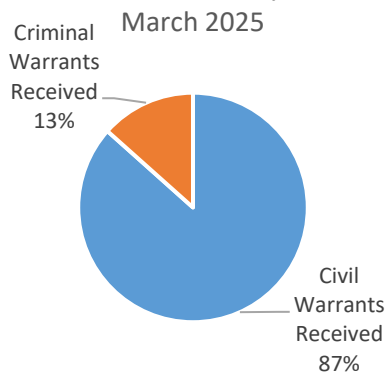
As always, Crime Prevention conducted the monthly convenience center checks for restocking and pertinent equipment replacement. Crime Prevention spent approximately 28.5 hours in community immersion for the month.

COURT SERVICES

Court Services	ACTIVITY	Mar-25	Mar-24	+/-
	Court Dockets	120	117	3
	Inmates Before the Court	407	422	-15
	Out of County Transports	76	79	-3
	Warrants Served	81	81	0
	Mental Health Transports	6	20	-14
	Out of State Extraditions	12	7	5
Warrants	Civil Warrants Received	1,518	1,357	161
	Civil Warrants Served	1,414	1,512	-98
	Orders of Protection Served	7	16	-9
	Out of County Transports	12	4	8
	Subjects Arrested	49	50	-1
	Criminal Warrants Received	235	234	1
	Warrants Served - Division	62	80	-18
	Warrants Served - Agency	185	220	-35
	Active Criminal Warrants	5,571	5,741	-170

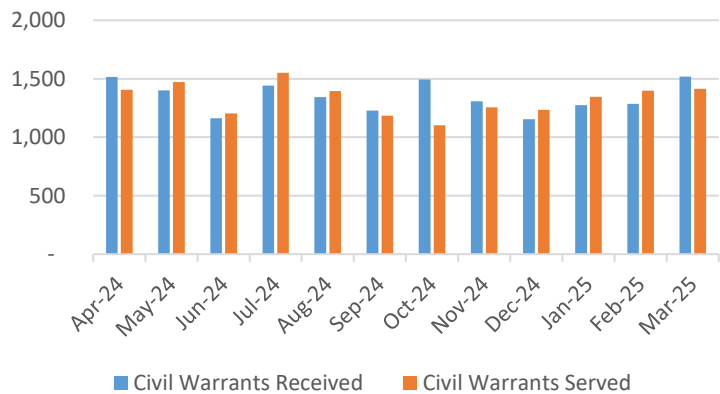
*NC = not calculable

Warrants Received by WCSO

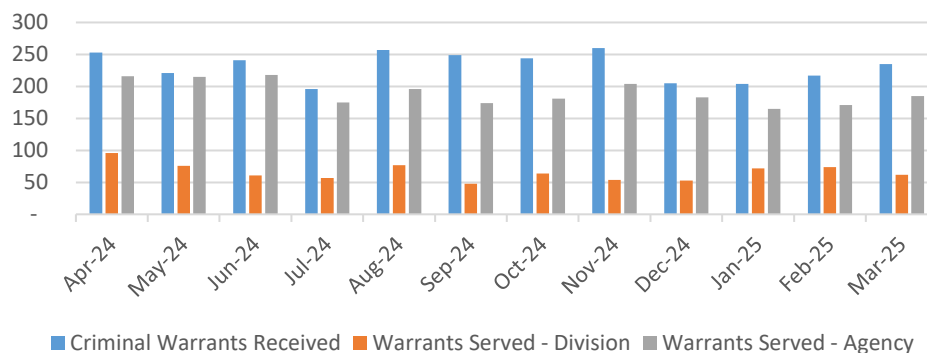


■ Civil Warrants Received ■ Criminal Warrants Received

Civil Warrants Received & Served



Criminal Warrants Received & Served

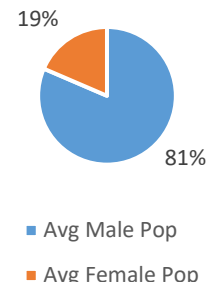


DETENTION

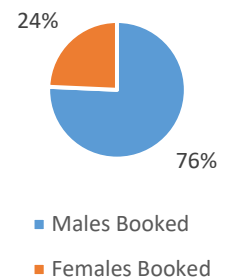
	ACTIVITIES	Mar-25	Mar-24	+/-
Population	Average Daily Pop	302	311	-9
	Avg Male Pop	246	252	-6
	Avg Female Pop	56	59	-3
Bookings	Total Booked	428	590	-162
	Males Booked	324	421	-97
	Females Booked	104	169	-65
Releases	Total Released	440	596	-156
	Males Released	332	427	-95
	Females Released	108	169	-61
Warrant Service	Warrants Served by Detention	17	56	-39
Medical	Dental Visits (Outside)	0	4	-4
	In-House Dental Visits	0	N/A	*NC
	Medical Appts/Procedures (Outside)	9	13	-4
	In-House Provider Visits	23	52	-29
Kitchen	Total Meals Served <i>includes Juvenile Detention</i>	29,073	31,878	-2,805
	Avg Meal Cost per Meal	\$2.20	\$1.86	\$0.34
	Avg Meal Cost per Inmate per Day	\$6.60	\$5.61	\$0.99
Detention Transports	Total Transports	16	18	-2
	Scheduled	3	12	-9
	Emergency/Unscheduled	13	6	7
	Total Staff Hours	319	446.5	-127.5
Litter Grant	Total Workers Utilized	166	113	53
	Dump Sites Removed	3	3	0
	Litter Collected (<i>lbs</i>)	19,970	14,885	5,085
	Recycling Collected (<i>lbs</i>)	1,470	3,975	-2505
	County Roads Cleaned (<i>miles</i>)	59.8	36.3	23.5
	State Roads Cleaned (<i>miles</i>)	14.5	7	7.5
	Cemeteries Cleaned/Mowed	0	13	-13

*NC = Not Calculable

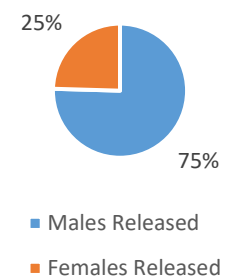
Population Averages
March 2025



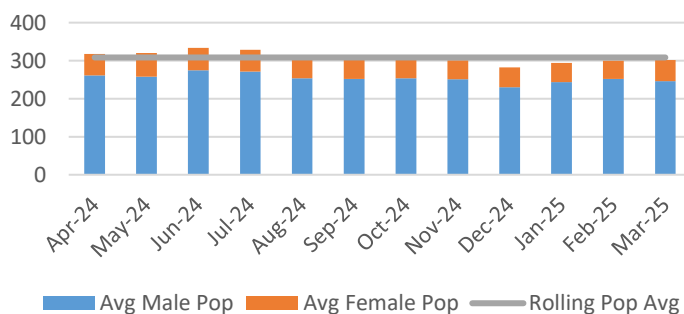
Detention Bookings
March 2025



Detention Releases
March 2025



Average Detention Population



Litter Highlights:

Litter Deputy Scheidt attended a CERT (Corrections Emergency Response Team) two-day instructor course in East Tennessee. Litter crew conducted the grocery store run for detention's kitchen on March 7. The majority of the month was spent preparing for Trashercise, the large community event held annually in Leiper's Fork. Trashercise was held Saturday, March 29th and was a productive exercise. Thank you to all who participated!

TRAINING

TRAINING EVENTS	ATTENDEES		
	Mar-25	Mar-24	+/-
Agency Hosted Training (40 HRS)			0
Agency Hosted Training (24 HRS)	8		8
Agency Hosted Training (16 HRS)			0
Agency Hosted Training (9 HRS)			0
Agency Hosted Training (4 HRS)			0
Agency Hosted Training (2 HRS)			0
Annual Firearms, Red Dot Transition (16 HRS)		83	-83
Annual Firearms (8 HRS)	149		149
Annual Rifle (8 HRS)			0
Basic GLOCK Operator's Course (32 HRS)		6	-6
Basic Rifle Operator's Course (24 HRS)		6	-6
Basic Rifle Operator's Course (4 HRS)			0
Continuing Ed (8 HRS/Day)		6	-6
Detention Training Academy (80 HRS or Varied)			0
Detention Training Academy (36 HRS)			0
Emergency Vehicle Operations (2 HRS)	4		4
Glock Swap (2 HRS)		69	-69
In-House Field Training Officer (FTO) Training (40 HRS)	12		12
Lateral New Hire Intermediate Course (80 HRS)			0
New Handgun Issue (1 HR)			0
New Hire Onboarding Training Course (120 HRS)	2		2
O.C. Pepper Spray (8 HRS)			0
Open Range (4 HRS)		8	-8
Other Training (AXON, Mental Health, Etc.) (3 HRS)			0
Outside of the Agency Training (Varied)	4		4
P.O.S.T. Basic Police School (16.5 HRS)	5		5
P.O.S.T. In-Service (24 HRS)			0
P.O.S.T. Transition School (120 HRS)	1		1
Remedial Firearms Training (8 HRS)			0
Remedial Firearms Training (2 HRS)	2		2
Reserve Deputy Training (60 HRS)			0
Reserve Deputy Training (6 HRS)	2		2
Staff Continuing Education Training (Varied)	2		2
SSGT Level 1 Defensive Tactics (24 HRS)			0
SSGT Level 2 Defensive Tactics (24 HRS)			0
TASER (10 HRS or Varied)	2		2
T.C.I. In-Service (40 HRS)		12	-12
Total Personnel Trained	193	190	3
Total Training Hours	2810.5	2852	-41.5

Prepared: 04/17/2025 by Crime Analyst #2242

Sources: Central Square CAD, Southern Software RMS (records management system) and JMS (jail management system), TITAN (Tennessee Integrated Traffic Analysis Network) repository, Crime Insight (Tennessee Crime Online Statistics Website/TIBRS repository), as well as WCSO division command staff and additional personnel.