

WCSO Monthly Activity Report: FEBRUARY 2025

Staffing Table

SHERIFF'S OFFICE	Actual	Vacant	Authorized Positions
Sheriff and Deputy Chiefs	5	0	5
CID, Narcotics, K-9	25	2	27
Civilian Positions	25	1	26
Patrol, Traffic	47	10	57
PIO, Recruitment, Crime Prevention	2	1	3
Special Ops	1	1	2
SRO	77	4	81
Training	8	0	8
Warrants, Court Services	35	3	38
TOTAL	222	25	247

DETENTION	Actual	Vacant	Authorized Positions
Detention <i>TCI</i>	61	15	76
Detention <i>POST</i>	3	0	3
Civilian <i>Admin</i>	4	0	4
Civilian <i>Booking</i>	8	0	8
Civilian <i>Classification</i>	4	0	4
Civilian <i>Food Services</i>	5	0	5
Civilian <i>Maintenance</i>	3	0	3
TOTAL	92	11	103

Hiring Efforts

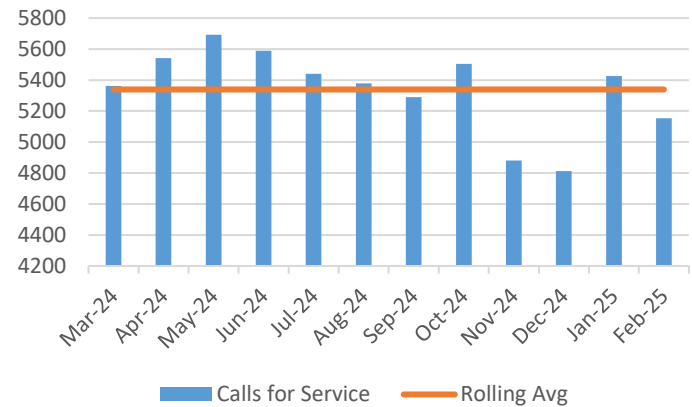
WCSO received 27 applications during the month and progressed 12 into the background phase. There were also 6 new hires: Accounting (1), Accreditation (1), Detention (2), and SRO (2).

Agency Service Activity

CAD Calls for Service			
	2025	2024	+/-
FEB	5,154	5,206	-52
YTD	10,581	10,524	57

Note: Williamson County Emergency Communications categorizes CAD call types by problem or activity based on initial descriptions provided to them. They may not reflect what responding deputies encountered upon arrival.

Calls for Service and Self-Initiated Activity



911 Abandoned Call	31	Escort	7	Suspicious Activity	26
911 Misdeal	1	Follow Up Report	52	Suspicious Person	13
911 Open Line	37	Fraud	28	Suspicious Vehicle	25
Abandoned Auto	7	Harassing Threats	10	Theft Report	13
Alarm / Burglar	138	Harassment	20	Traffic Enforcement	25
Alarm Holdup/Distress/Panic	20	Information Only	11	Traffic Stop	1402
Animal Calls - Law	21	Intoxicated Person	3	Trespassing	8
Assault EMS Needed	1	Missing Person Juvenile	2	Unknown Trouble	1
Assault Report - Law Only	17	MVC Auto	89	Unruly Juvenile	5
Assault Sexual	1	MVC Injury	51	Unwanted Subject	3
Assist Another Agency	66	Narcotics	9	Vapor Gas Leak / Odor	2
Attempt to Contact	5	Noise Complaint	3	Vehicle Fire	1
Auto Broken Down	87	Parking Problem	7	Warrant Service	498
Auto Theft Report / Recovery	4	Prisoner Transport	116	WCSO Market Check	198
Be On The Lookout	21	Property (Lost Found Damaged)	29	WCSO Security Check	1296
Burglary In Progress	2	Psychological Emergency	7	WCSO Stationary Observation	321
Burglary Report	1	Pursuit Vehicle	5	Welfare Check	33
Cardiac / Respiratory Arrest	6	Reckless Driver	21	Wires_Down	4
Check Area	56	Roadway Hazard	48	Child Found	2
Child Abuse	4	Search Warrant	1	Disorder w/ Weapon	3
Citizen Assist	68	Self Initiated Activity	81	FKPD Extra Patrol	2
Civil Matter	18	Shots Fired In Area	4	SHPD Security Check	1
Civil Standby	10	Speak to Subject	7	Road Closures	1
Disorder	1	Structure Fire	11	Burglary Attempt	1
Disorder Domestic	16	Suicide Attempt	2	Auto Theft In Progress	1
Drug Overdose	2	Suicide Threats	4	Grand Total	5154

Incident Based Reporting (TIBRS/NIBRS) / Agency Crime Summary Current as of 03/06/2025

TCA 38-10-101 mandates the reporting of crime statistics. The Tennessee Incident Based Reporting System (TIBRS) is the method whereby the state collects data on crime incidents and the elements associated with the incident.

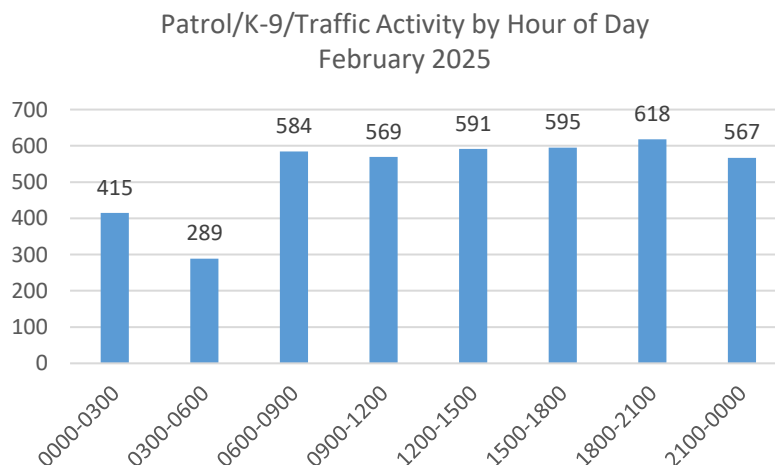
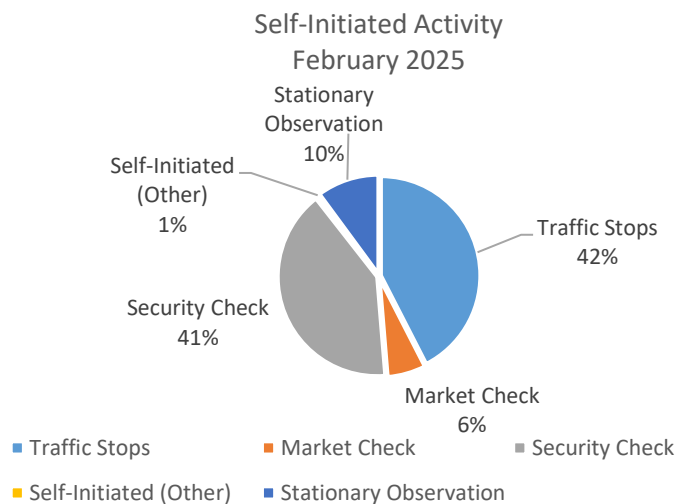
TIBRS/NIBRS Offense Overview February 2025	Offense Totals	160
	Number Cleared	115
	Percent Cleared	71.88%
	Total Arrests	197
	Adult Arrests	180
	Juvenile Arrests	17
	Unknown Age	0

Group A Offenses		Offenses		Arrests		Group A Offenses		Offenses		Arrests	
		Reported	Cleared	Adult	Juv			Reported	Cleared	Adult	Juv
Crimes Against Persons						Crimes Against Property					
Murder		0	0	0	0	Arson		0	0	0	0
Negligent Manslaughter		0	0	0	0	Bribery		0	0	0	0
Negligent Vehicular Manslaughter		0	0	0	0	Burglary		2	0	0	0
Kidnapping/Abduction		0	0	0	0	Counterfeiting/Forgery		0	0	0	0
All Rape		0	0	0	0	Destruction/Damage/Vandalism		5	4	1	1
Criminal Sexual Contact		2	1	0	0	Embezzlement		0	0	0	0
Incest		0	0	0	0	Extortion/Blackmail		0	0	0	0
Statutory Rape		0	0	0	0	Fraud - False Pretenses		8	0	0	0
Aggravated Assault		6	5	2	0	Fraud - Credit Card/ATM		0	0	0	0
Simple Assault		24	16	3	2	Fraud - Impersonation		0	0	0	0
Intimidation		33	25	1	1	Fraud - Welfare		0	0	0	0
Stalking		1	1	0	0	Fraud - Wire		0	0	0	0
Commercial Sex Acts		0	0	0	0	Fraud - Identity Theft		1	0	0	0
Involuntary Servitude		0	0	0	0	Fraud - Computer Hacking/Invasion		1	0	0	0
						Robbery		0	0	0	0
Group A Offenses		Offenses		Arrests		Theft - Pocket-picking		0	0	0	0
		Reported	Cleared	Adult	Juv	Theft - Purse Snatching		0	0	0	0
Crimes Against Society						Theft - Shoplifting		2	2	3	1
Animal Cruelty		0	0	0	0	Theft From Building		3	1	1	0
Drug/Narcotic Violations		39	31	20	8	Theft From Coin Machine		0	0	0	0
Drug/Narcotic Equipment Violations		26	23	4	0	Theft From Motor Vehicle		0	0	0	0
Gambling - Betting/Wagering		0	0	0	0	Theft of Motor Vehicle Parts		0	0	0	0
Gambling - Operating/Promoting		0	0	0	0	Theft - All Other Larceny		2	1	0	0
Gambling - Equipment Violations		0	0	0	0	Motor Vehicle Theft		0	0	0	0
Gambling - Sports Tampering		0	0	0	0	Stolen Property Offenses		1	1	1	0
Pornography/Obscene Material		1	1	0	0	TOTAL GROUP A OFFENSES		160	115	38	13
Prostitution		0	0	0	0						
Prostitution Assisting/Promoting		0	0	0	0	Group B Arrests		Arrests			
Purchasing Prostitution		0	0	0	0			Adult		Juv	
Weapon Law Violations		3	3	2	0	Offense					
						Bad Checks				0 0	
						Curfew/Vagrancy				0 0	
						Disorderly Conduct				1 2	
						DUI				9 0	
						Drunkness				0 0	
						Family-Non Violent				3 0	
						Liquor Law Violations				0 0	
						Peeping Tom				0 0	
						Trespass				0 0	
						All Other Offenses				129 2	
						TOTAL GROUP B ARRESTS				142 4	

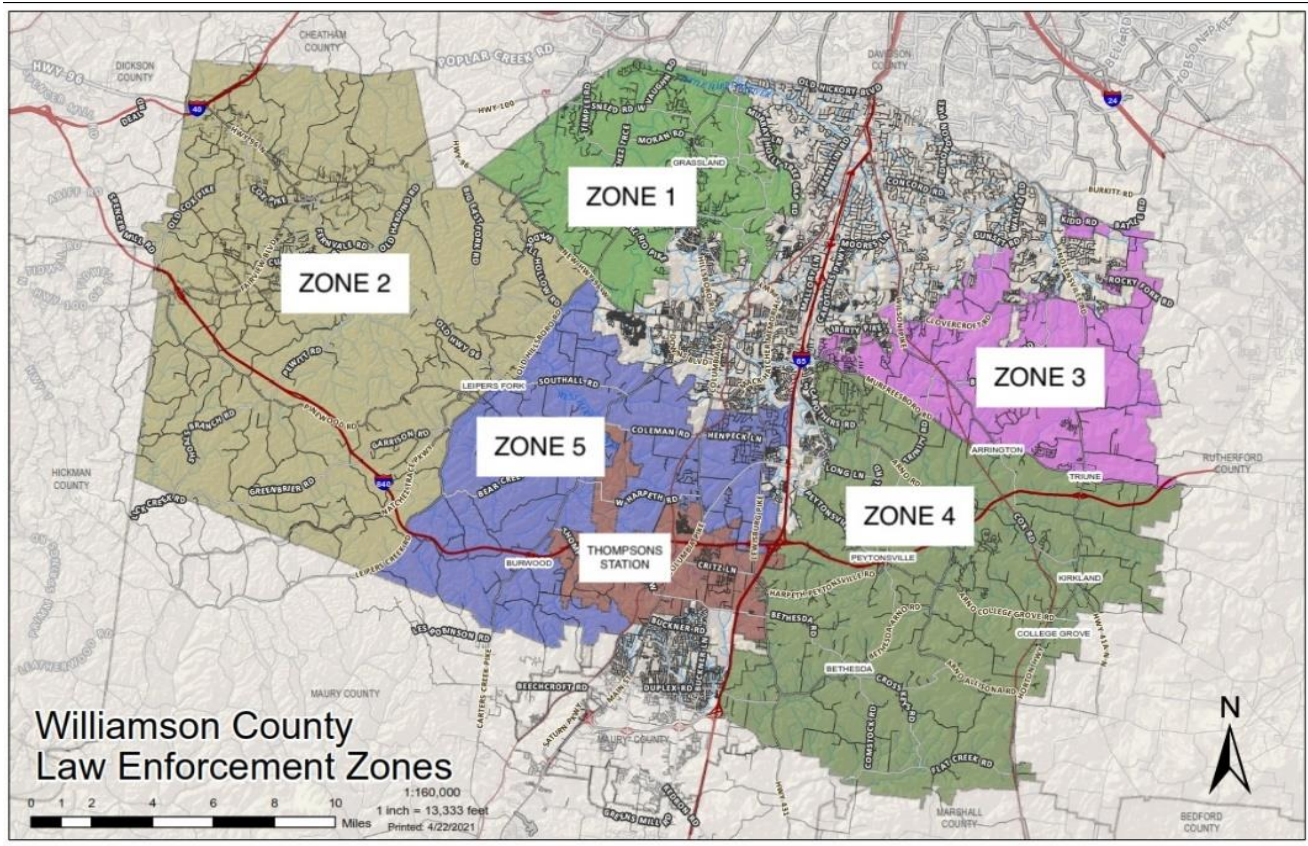
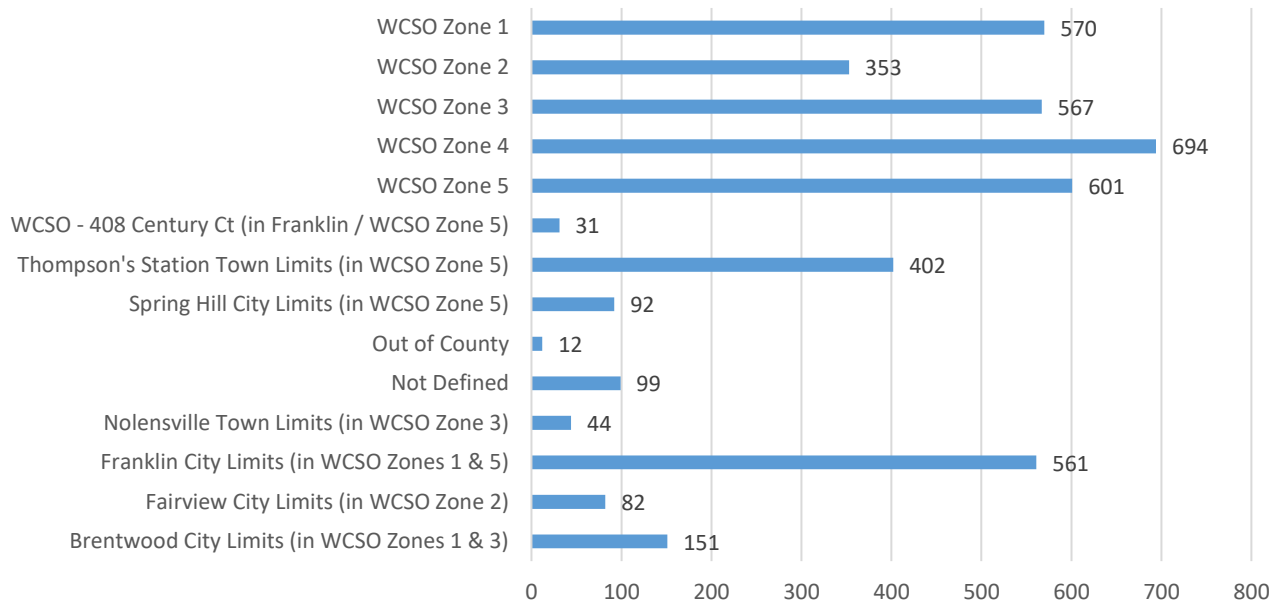
PATROL/K-9/TRAFFIC

	Feb-25	Feb-24	+/-
Total WCSO CAD Activity	5154	5206	-52
Patrol/K-9/Traffic Activity	4228	4282	-54
% Patrol of All Agency Activity	82.03%	82.25%	-0.22%
Traffic Stops	1350	1259	91
Market Check	198	81	117
Security Check	1295	1568	-273
Self-Initiated (Other)	15	16	-1
Stationary Observation	321	263	58
Total Patrol Self-Initiated Activity	3179	3187	-8
% Patrol Activity Self-Initiated	75.19%	74.43%	0.76%
Avg Response Time Assigned to Arrival	13:07	14:47	-01:40
Avg Response Time Enroute to Arrival	11:12	12:55	-01:43

Note: February 2025 response times excludes an escort call which erroneously considered ECOMM's assigned time and not WCSO's assigned time. February 2024 response times reflected here have been corrected to exclude a warrant service call with extended times that was not a patrol response call.



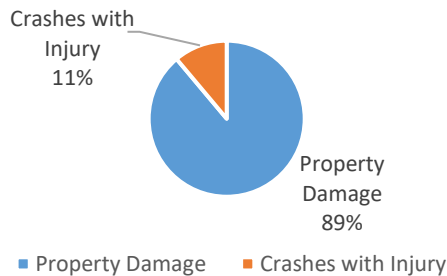
Patrol/K-9/Traffic Activity by Area February 2025



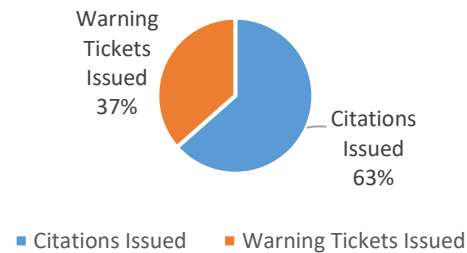
Traffic Efforts, K-9 Utilizations

	Feb-25	Feb-24	+/-
Crashes Worked by WCSO	54	96	-42
Property Damage	48	78	-30
Crashes with Injury	6	18	-12
DUI Arrests	12	9	3
Citations Issued	466	418	48
Warning Tickets Issued	268	124	144
K-9 Utilizations	15	15	0

Crashes Worked by WCSO
February 2025



Traffic Citations and Warnings
February 2025



Mental Health Co-Responder

Since 2022, WCSO partners with Volunteer Behavioral Health Care System through grant funding for a co-responder program to improve response to mental health crises in this county. The co-responder position is vacant as of the end of September 2024. Until VBHCS fills this position or an alternative solution is found, WCSO is utilizing Tennessee's Mobile Crisis Services when needed. No co-responder monthly data is available during this vacancy (October 2024 to current).

RESERVES

Reserve Highlights:

<i>February Hours Provided</i>	370
<i>Contributing Personnel</i>	20
<i>Estimated Cost Offset</i>	\$26,873.10
<i>New Reserves Recruited</i>	None
<i>Reserves Discontinuing Service</i>	None

ASSIGNMENT	HOURS	% of Total
SWAT	136	37%
Patrol	75	20%
Reserve Meeting	25	7%
Training & Certifications	22.75	6%
Special Assignment	17.25	5%
County Commission Meeting	16.5	4%
Administrative Duties	15.5	4%
Courthouse	11	3%
Warrants	10	3%
IT Support	10	3%
Open Range	7.5	2%
SRO Event	7	2%
Board Of Education	6.5	2%
Swift Water	6	2%
Range Officer	4	1%
TOTAL HOURS	370	100%

INVESTIGATIONS

	ACTIVITY	Feb-25	Feb-24	+/-
Investigations	New Cases Assigned	27	33	-6
	Cases Worked <i>(incl. monthly carryover)</i>	206	218	-12
	Cases Unfounded	10	9	1
	Cases Cleared by Exception	5	4	1
	Cases Cleared by Arrest	7	3	4
	School Involvements	11	7	4
Digital Forensics	Devices Submitted to DF Lab	81	75	6
	Data Examined <i>(Terabytes)</i>	10.2	2.63	7.57
Internet Crimes Against Children	ICAC New Cases	14	4	10
	ICAC Subpoenas Served	11	2	9
	ICAC Search Warrants Executed	10	3	7
Polygraph	Pre-Employment	10	7	3
	Criminal or Internal	2	0	2

	ACTIVITY	Feb-25	Feb-24	+/-
Narcotics Investigations	Daytime Narcotics Incidents	65	55	10
	After-Hours Narcotics Call-Outs	12	15	-3
	Undercover Buy Operations	6	4	2
	Pending Grand Jury Indictments	9	7	2
	Search Warrants Executed <i>(Includes Digital Devices)</i>	5	11	-6

Narcotics Highlight:

This month, narcotics deputies taught drug recognition and awareness for Williamson County Sheriff's Office Detention Training Academy, Leadership Franklin, and Centennial High School.

	ACTIVITY	Feb-25	Feb-24	+/-
Crime Analysis	Criminal Intel Requests	18	40	-22
	Public Records/Stat Requests/Other	8	0	8
Records	Public Records Requests	167	127	40
	Background Checks	98	81	17
	Public Fingerprints	35	34	1
	Expungements Received	302	98	204
	Reports Reviewed or Processed	533	593	-60
Evidence	Cases Processed with Evidence	67	57	10
	Dash/Body Cam Video Requests	-	3	*NC

Note: In July, WCSO began transitioning to a new body and dash cam video system. During this process, videos from the previous system are not fully available and requests cannot be processed during this time. Video request totals are also pending. WCSO is actively working to resolve this and will respond to requests as soon as possible and update totals in future monthly reports.

SPECIAL OPERATIONS

Aviation

In addition to routine patrol and training flights, Aviation flew to Spring Meadows Academy on February 3-4 for a school function. Aviation also supported SWAT with pre-operational photos and surveillance and then assisted on the associated search warrant, as well as providing overwatch to Narcotics on a drug buy. Aviation also responded to a residential structure fire, and a reported burglary in progress (which was ultimately determined to be a domestic disturbance).

Aviation	ACTIVITY	Feb-25	Feb-24	+/-
	Pursuit/Search & Overwatch	6	3	3
	Reckless Driver BOLOs	1	0	1
	Missing Person Searches	0	0	0
	Patrol and Training	11	6	5
	Assist Other Agencies	0	1	-1
	Maintenance & Parts Runs	6	4	2
	Funeral or Ceremony Flyovers	0	0	0
	School or Public Events	2	2	0
	Parades	0	0	0
	Water Rescues	0	0	0
	Avionics Meetings	0	1	-1
	Total Flights	21	14	7
	Total Flight Mission Objectives	26	16	10

SWAT, Swift Water Rescue, Crisis Negotiations, and Honor Guard

SWAT activity included three ICAC search warrants, one search/felony arrest warrant, and two ten-hour training days.

Swift Water Rescue and Crisis Negotiations had no activations but conducted their monthly training days.

Honor Guard conducted group training, and posted the colors at the WCSO Detention Training Academy graduation ceremony.

SCHOOL RESOURCE OFFICERS (SRO) & CRIME PREVENTION

SRO Activity

SRO ACTIVITIES	SYSTEM	ELEM	MIDDLE	HIGH	TOTAL
Special Event Security and Attendance	WCS	34	29	38	101
	FSD	0	8	N/A	8
Faculty Assistance	WCS	922	464	491	1877
	FSD	222	46	N/A	268
Student Assistance	WCS	777	370	394	1541
	FSD	167	35	N/A	202
Classroom Lectures	WCS	63	0	10	73
	FSD	14	2	N/A	16
Reported Offenses	WCS	6	10	35	51
	FSD	0	4	N/A	4
In-School Arrests	WCS	0	0	18	18
	FSD	0	0	N/A	0
Other Activities	WCS	396	147	325	868
	FSD	58	29	N/A	87

Crime Prevention

This month continued the focus on our inaugural DARE programs. Pearre Creek Elementary received DARE lessons throughout the first week of February, plus two additional days. They are on pace to graduate from the program in May. Allendale Elementary has reached lesson 7, which marks the beginning of the DARE essay assignment. In their essays, the students will describe the skills they have learned in the program and how they can apply them in their everyday lives. Crime Prevention participated in the annual career fairs at Currey Ingram Academy on Feb 21, and Jordan Elementary on February 28, and spoke to numerous students about future careers in law enforcement and the opportunities available through this office.

On February 18, WCSO Public Information Division met with the HopeKids Foundation, which is a non-profit organization that helps the families of children afflicted with life threatening or chronic illnesses. This meeting solidified a plan for WCSO to host an event in the upcoming months: First Responders Day for HopeKids. We anticipate a day of fun and excitement for the children to meet our personnel and experience our vehicles. In late February, we joined Laurelbrooke Subdivision when held their monthly neighborhood watch meeting, continuing our partnership in their growth.

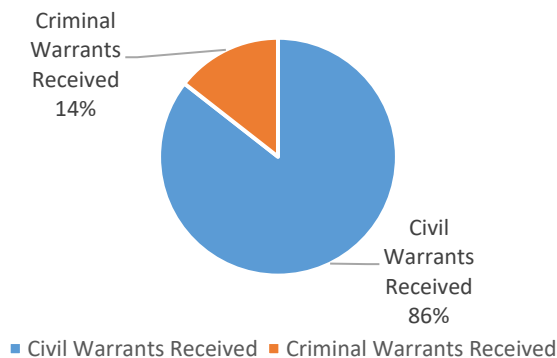
As always, the convenience centers were checked to replace any boxes if needed and to restock personal-sized litterbags. Crime Prevention spent approximately 22 hours in community immersion for the month.

COURT SERVICES

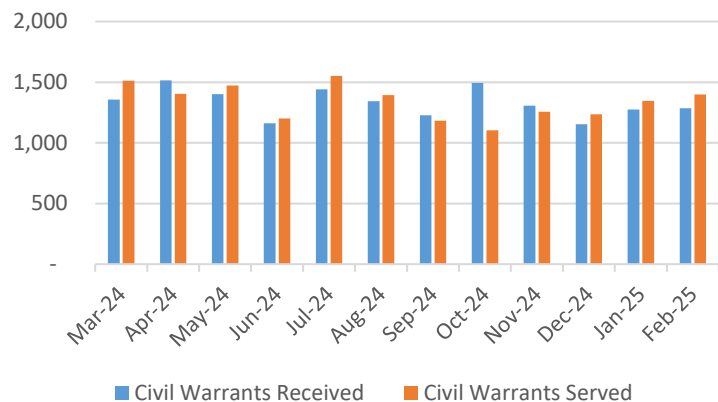
Court Services	ACTIVITY	Feb-25	Feb-24	+/-
	Court Dockets	121	133	-12
	Inmates Before the Court	407	396	11
	Out of County Transports	92	72	20
	Warrants Served	84	89	-5
	Mental Health Transports	7	21	-14
	Out of State Extraditions	8	2	6
Warrants	Civil Warrants Received	1,286	1,556	-270
	Civil Warrants Served	1,398	1,512	-114
	Orders of Protection Served	10	15	-5
	Out of County Transports	14	-	*NC
	Subjects Arrested	41	55	-14
	Criminal Warrants Received	217	285	-68
	Warrants Served - Division	74	64	10
	Warrants Served - Agency	171	175	-4
	Active Criminal Warrants	5,538	5,851	-313

*NC = not calculable

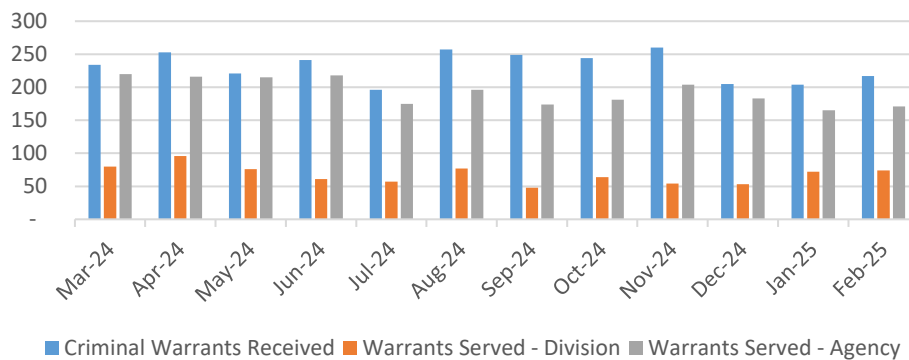
Warrants Received by WCSO
February 2025



Civil Warrants Received & Served



Criminal Warrants Received & Served

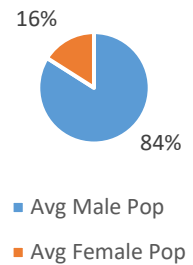


DETENTION

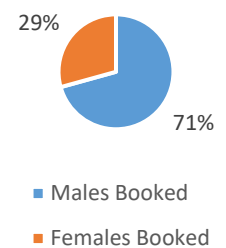
	ACTIVITIES	Feb-25	Feb-24	+/-
Population	Average Daily Pop	301	326	-25
	Avg Male Pop	252	264	-12
	Avg Female Pop	48	62	-14
Bookings	Total Booked	396	543	-147
	Males Booked	280	264	16
	Females Booked	116	62	54
Releases	Total Released	395	555	-160
	Males Released	286	416	-130
	Females Released	109	139	-30
Warrant Service	Warrants Served by Detention	27	9	18
Medical	Dental Visits (Outside)	0	0	0
	In-House Dental Visits	0	N/A	*NC
	Medical Appts/Procedures (Outside)	19	12	7
	In-House Provider Visits	31	35	-4
Kitchen	Total Meals Served <i>includes Juvenile Detention</i>	28,368	31,012	-2,644
	Avg Meal Cost per Meal	\$1.90	\$2.01	-\$0.11
	Avg Meal Cost per Inmate per Day	\$5.70	\$6.05	-\$0.35
Detention Transports	Total Transports	16	8	8
	Scheduled	3	2	1
	Emergency/Unscheduled	13	6	7
	Total Staff Hours	674.75	47.5	627.25
Litter Grant	Total Workers Utilized	78	142	-64
	Dump Sites Removed	3	5	-2
	Litter Collected (lbs)	7,875	13,480	-5,605
	Recycling Collected (lbs)	2,020	1510	510
	County Roads Cleaned (miles)	18.8	40.4	-21.6
	State Roads Cleaned (miles)	8.8	11.1	-2.3
	Cemeteries Cleaned/Mowed	0	0	0

*NC = Not Calculable

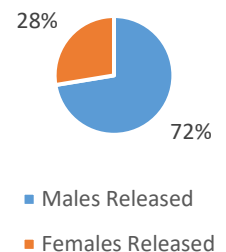
Population Averages
February 2025



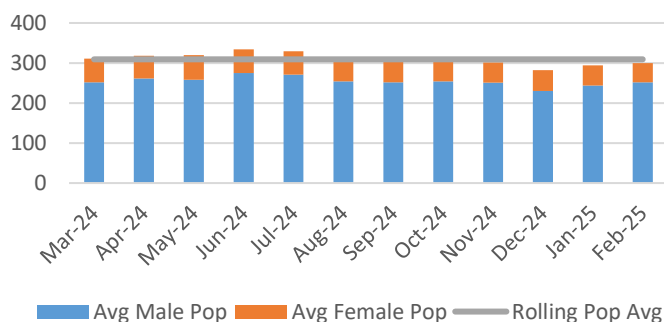
Detention Bookings
February 2025



Detention Releases
February 2025



Average Detention Population



Litter Highlights:

During inclement weather, crews spent two days doing interior warehouse painting for Williamson County Property Management, two days working inside the jail, and salted sidewalks around the criminal justice complex, gun range, and county courthouse.

Deputy Scheidt assisted with multiple days of detention academy training classes.

Inclement weather and an inmate worker shortage impacted February activities.

TRAINING

TRAINING EVENTS	ATTENDEES		
	Feb-25	Feb-24	+/-
Agency Hosted Training (40 HRS)			0
Agency Hosted Training (16 HRS)			0
Agency Hosted Training (9 HRS)			0
Agency Hosted Training (4 HRS)	45		45
Agency Hosted Training (2 HRS)			0
Annual Firearms, Red Dot Transition (16 HRS)			0
Annual Rifle (8 HRS)			0
Basic GLOCK Operator's Course (32 HRS)	14		14
Basic Rifle Operator's Course (24 HRS)			0
Basic Rifle Operator's Course (4 HRS)	1		1
Continuing Ed (8 HRS/Day)			0
Detention Training Academy (80 HRS or Varied)	12	16	-4
Detention Training Academy (36 HRS)			0
Emergency Vehicle Operations (2 HRS)	1		1
Lateral New Hire Intermediate Course (80 HRS)	2		2
Glock Swap (2 HRS)			0
New Handgun Issue (1 HR)		34	-34
O.C. Pepper Spray (8 HRS)	20		20
Open Range (4 HRS)			0
Other Training (AXON, Mental Health, Etc.) (3 HRS)			0
Outside of the Agency Training (Varied)	2		2
P.O.S.T. In-Service (24 HRS)			0
Remedial Firearms Training (8 HRS)	1		1
Reserve Deputy Training (60 HRS))	2		2
Staff Continuing Education Training (Varied)	1		1
SSGT Level 1 Defensive Tactics (24 HRS)	15		15
SSGT Level 2 Defensive Tactics (24 HRS)			0
TASER (10 HRS or Varied)	15		15
T.C.I. In-Service (40 HRS)			0
Total Personnel Trained	131	50	81
Total Training Hours	4034	2864	1170

Prepared: 03/19/2025 by Crime Analyst #2242

Sources: Central Square CAD, Southern Software RMS (records management system) and JMS (jail management system), TITAN (Tennessee Integrated Traffic Analysis Network) repository, Crime Insight (Tennessee Crime Online Statistics Website/TIBRS repository), as well as WCSO division command staff and additional personnel.