

WCSO Monthly Activity Report: OCTOBER 2024

Staffing Table

SHERIFF'S OFFICE	Actual	Vacant	Authorized Positions
Administration	2	1	3
Civilian	22	4	26
Patrol	50	11	61
CID	15	1	16
Narcotics	4	0	4
Special Ops	2	0	2
SRO	80	1	81
Court Services	34	4	38
Training	7	0	7
TOTAL	216	22	238

DETENTION	Actual	Vacant	Authorized Positions
Detention <i>TCI</i>	58	18	76
Detention <i>POST</i>	3	0	3
Civilian <i>Admin</i>	4	0	4
Civilian <i>Booking</i>	8	0	8
Civilian <i>Classification</i>	4	0	4
Civilian <i>Food Services</i>	5	0	5
Civilian <i>Maintenance</i>	3	0	3
TOTAL	85	18	103

Hiring Efforts

WCSO received 28 applications for the month and progressed 17 applicants into the background stage. Additionally, there were four new deputies hired: one in detention, one in court services, and two in SRO.

Agency Service Activity

CAD Calls for Service	JAN	FEB	MAR	APR	MAY	JUN	JUL	AUG	SEP	OCT	+/-	YTD
	5318	5206	5362	5542	5693	5590	5441	5378	5289	5504	215	54323

Note: Call types are categorized by problem or activity based on initial descriptions provided to Williamson County Emergency Communications. They may not reflect what responding deputies encountered upon arrival.

911 Abandoned Call	19	Escort	9	Speak to Subject	7
911 Open Line	64	Follow Up Report	46	Structure Fire	12
Abandoned Auto	10	Fraud	32	Suicide Completed	1
Alarm / Burglar	122	Harassing Threats	3	Suicide Threats	3
Alarm Holdup/Distress/Panic	27	Harassment	17	Suspicious Activity	13
Animal Calls - Law	22	Indecent Exposure	1	Suspicious Package	2
Assault Domestic	1	Information Only	11	Suspicious Person	18
Assault Report - Law Only	16	Intoxicated Person	4	Suspicious Vehicle	35
Assist Another Agency	50	Locked In Vehicle	1	Theft from Vehicle	2
Attempt to Contact	10	Missing Person Juvenile	5	Theft in Progress	1
Auto Broken Down	88	Missing Person over 21	2	Theft Report	17
Auto Theft Report / Recovery	2	MVC Auto	130	Traffic Enforcement	16
Be On The Lookout	38	MVC Injury	68	Traffic Stop	1214
Burglary Attempt	1	Narcotics	12	Trespassing	4
Burglary Report	2	Noise Complaint	6	Unknown Trouble	3
Cardiac / Respiratory Arrest	9	Parking Problem	9	Unruly Juvenile	5
Check Area	71	Prisoner Transport	169	Unwanted Subject	13
Child Abuse	1	Property (Lost Found Damaged)	48	Vehicle Fire	4
Child Found	1	Prowler	1	Warrant Service	725
Citizen Assist	82	Psychological Emergency	4	WCSCO Market Check	102
Civil Matter	23	Pursuit Vehicle	5	WCSCO Security Check	1497
Civil Standby	7	Reckless Driver	18	WCSCO Stationary Observation	254
Disorder	10	Roadway Hazard	42	Welfare Check	47
Disorder Domestic	17	Search Warrant	2	Wires_Down	2
Disorder w/ Weapon	3	Self Initiated Activity	153		
Drug Overdose	1	Shots Fired In Area	12	Grand Total	5504

Incident Based Reporting (TIBRS/NIBRS) Current as of 11/07/2024

TCA 38-10-101 mandates the reporting of crime statistics. The Tennessee Incident Based Reporting System (TIBRS) is the method whereby the state collects data on crime incidents and the elements associated with the incident.

TIBRS/NIBRS Offense Overview October 2024	Offense Totals	194
	Number Cleared	119
	Percent Cleared	61.34%
	Total Arrests	165
	Adult Arrests	150
	Juvenile Arrests	15
	Unknown Age	0

Group A Offenses	Offenses		Arrests	
	Reported	Cleared	Adult	Juv
Crimes Against Persons				
Murder	0	0	0	0
Negligent Manslaughter	0	0	0	0
Negligent Vehicular Manslaughter	0	0	0	0
Kidnapping/Abduction	1	1	0	0
Forcible Rape	0	0	0	0
Forcible Sodomy	0	0	0	0
Sexual Assault W/Object	0	0	0	0
Forcible Fondling	0	0	0	0
Incest	0	0	0	0
Statutory Rape	0	0	0	0
Aggravated Assault	11	7	6	1
Simple Assault	48	30	6	3
Intimidation	28	24	0	0
Stalking	1	1	1	0
Commercial Sex Acts	0	0	0	0
Involuntary Servitude	0	0	0	0

Group A Offenses	Offenses		Arrests	
	Reported	Cleared	Adult	Juv
Crimes Against Society				
Animal Cruelty	0	0	0	0
Drug/Narcotic Violations	39	28	14	4
Drug/Narcotic Equipment Violations	17	13	1	1
Gambling - Betting/Wagering	0	0	0	0
Gambling - Operating/Promoting	0	0	0	0
Gambling - Equipment Violations	0	0	0	0
Gambling - Sports Tampering	0	0	0	0
Pornography/Obscene Material	3	1	0	0
Prostitution	0	0	0	0
Prostitution Assisting/Promoting	0	0	0	0
Purchasing Prostitution	0	0	0	0
Weapon Law Violations	6	6	0	0

Group A Offenses	Offenses		Arrests	
	Reported	Cleared	Adult	Juv
Crimes Against Property				
Arson	1	0	0	0
Bribery	0	0	0	0
Burglary	4	0	0	0
Counterfeiting/Forgery	1	0	0	0
Destruction/Damage/Vandalism	12	2	0	1
Embezzlement	0	0	0	0
Extortion/Blackmail	0	0	0	0
Fraud - False Pretenses	6	0	0	0
Fraud - Credit Card/ATM	0	0	0	0
Fraud - Impersonation	1	1	1	0
Fraud - Welfare	0	0	0	0
Fraud - Wire	0	0	0	0
Fraud - Identity Theft	0	0	0	0
Fraud - Computer Hacking/Invasion	1	0	0	0
Robbery	0	0	0	0
Theft - Pocket-picking	0	0	0	0
Theft - Purse Snatching	0	0	0	0
Theft - Shoplifting	4	2	2	0
Theft From Building	3	0	0	0
Theft From Coin Machine	0	0	0	0
Theft From Motor Vehicle	0	0	0	0
Theft of Motor Vehicle Parts	0	0	0	0
Theft - All Other Larceny	4	1	0	0
Motor Vehicle Theft	1	0	0	0
Stolen Property Offenses	2	2	1	1
TOTAL GROUP A OFFENSES	194	119	32	11

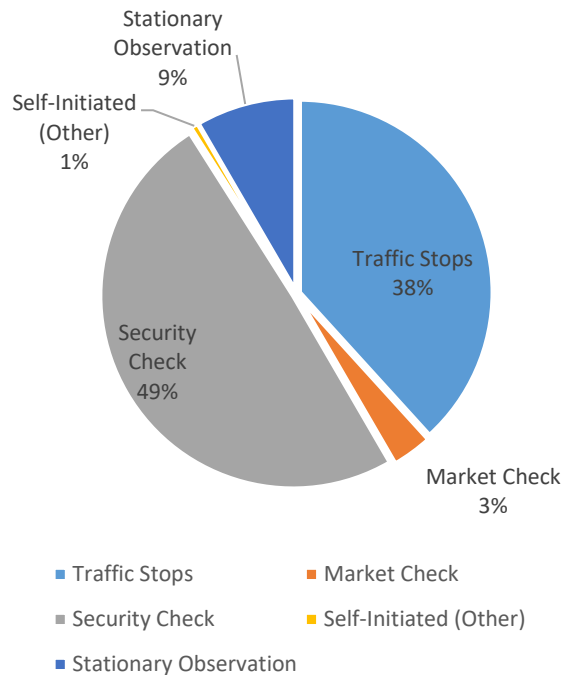
Group B Arrests	Arrests	
	Adult	Juv
Offense		
Bad Checks	0	0
Curfew/Vagrancy	0	0
Disorderly Conduct	0	0
DUI	13	0
Drunkennes	1	0
Family-Non Violent	2	0
Liquor Law Violations	0	0
Peeping Tom	0	0
Trespass	1	3
All Other Offenses	101	1
TOTAL GROUP B ARRESTS	118	4

PATROL/K-9/TRAFFIC

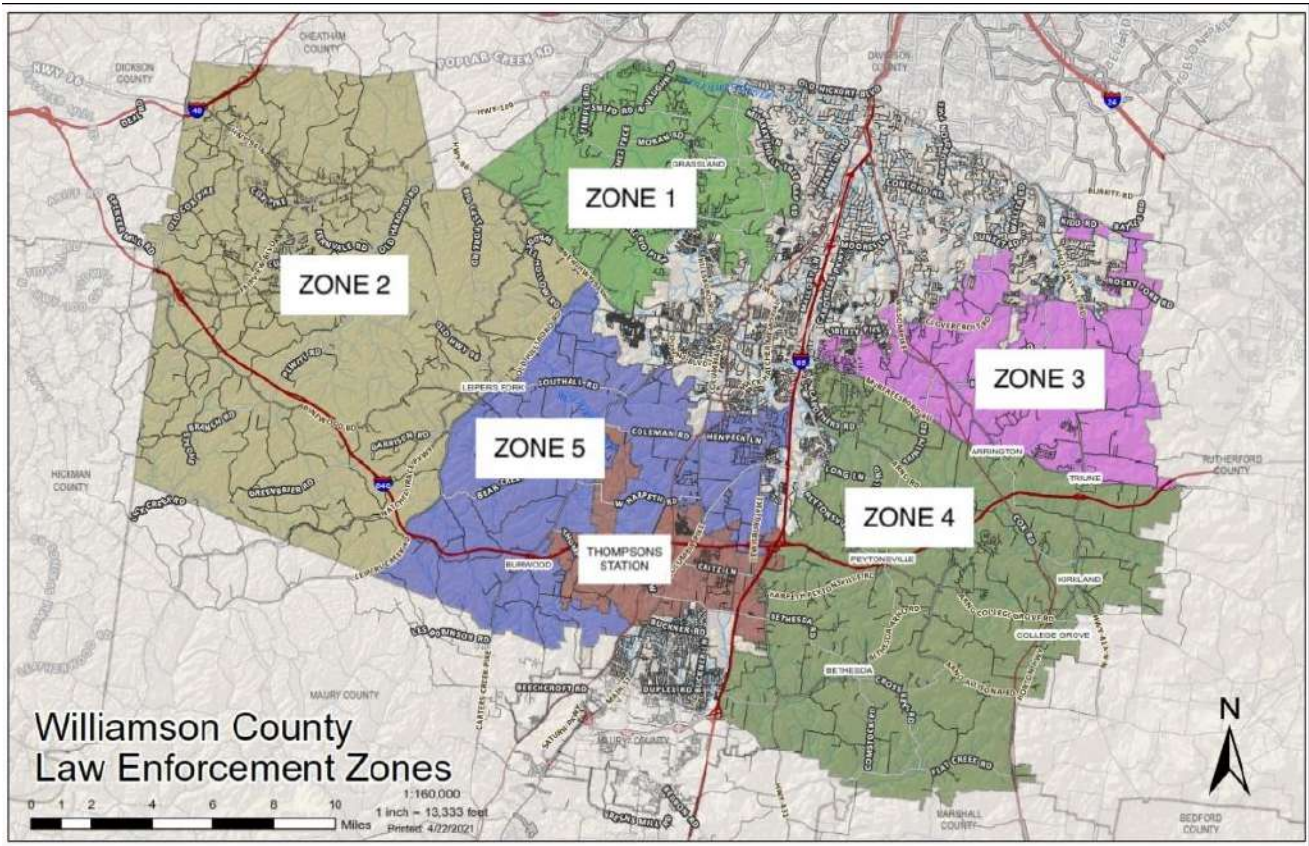
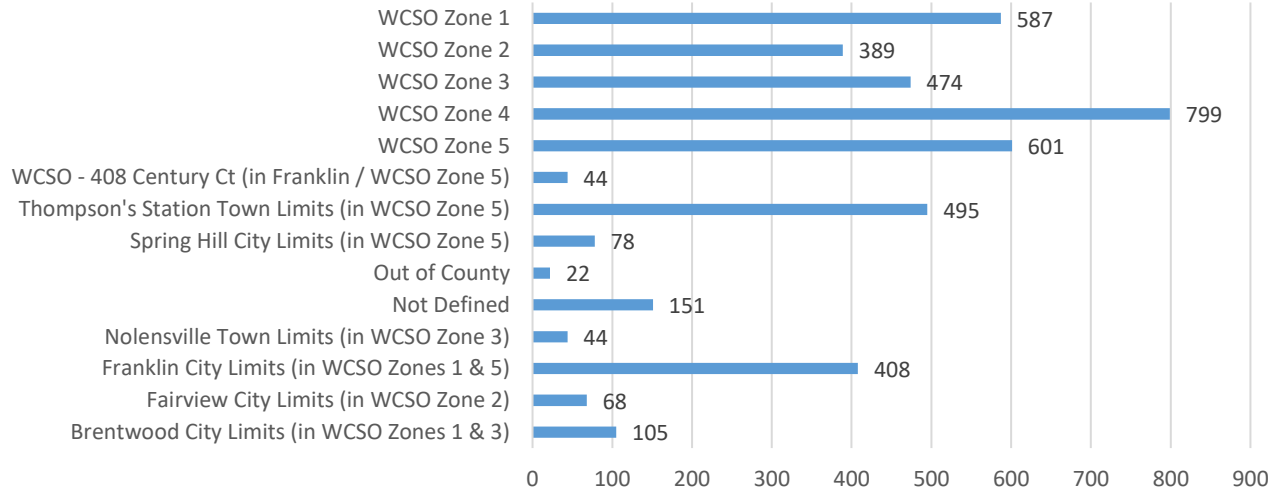
	JAN	FEB	MAR	APR	MAY	JUN	JUL	AUG	SEP	OCT	+/-	YTD
Total WCSO CAD Activity	5318	5206	5362	5542	5693	5590	5441	5378	5289	5504	215	54323
Patrol/K-9/Traffic Activity	4522	4282	4513	4525	4678	4677	4549	4259	4212	4221	9	44438
% Patrol of All Agency Activity	85.03%	82.25%	84.17%	81.65%	82.17%	83.67%	83.61%	79.19%	79.64%	76.69%	-2.95%	81.80%
Traffic Stops	1027	1259	1363	1316	1192	1573	1485	1253	1413	1160	-253	13041
Market Check	118	81	71	112	97	99	106	88	97	102	5	971
Security Check	1871	1568	1725	1583	1684	1649	1513	1361	1266	1497	231	15717
Self-Initiated (Other)	22	16	15	25	37	22	20	18	28	19	-9	222
Stationary Observation	343	263	223	234	239	155	171	227	201	254	53	2310
Total Patrol Self-Initiated Activity	3381	3187	3397	3270	3249	3498	3295	2947	3005	3032	27	32261
% Patrol Activity Self-Initiated	74.77%	74.43%	75.27%	72.27%	69.45%	74.79%	72.43%	69.19%	71.34%	71.83%	0.49%	72.60%
Avg Response Time Assigned to Arrived	15:06	21:56	14:35	14:49	14:34	16:25	15:02	15:27	15:51	13:03	- 2:48	15:36
Avg Response Time Enroute to Arrived	13:21	20:04	13:07	13:11	12:42	14:30	12:28	13:07	14:18	11:25	- 2:53	13:44

Note: July response time averages excludes one outlier call incident. This CAD incident (a follow up report from 07/04/2024) was strictly phone call-based with no physical enroute or arrival time, and was reopened/reassigned later the same day to associate a relevant phone call. This heavily skews "enroute" and "arrival" times and including it ultimately depicts inaccurate response time averages. As of October, prisoner transport and warrant service calls are also excluded in response time calculations.

Self-Initiated Activity October 2024



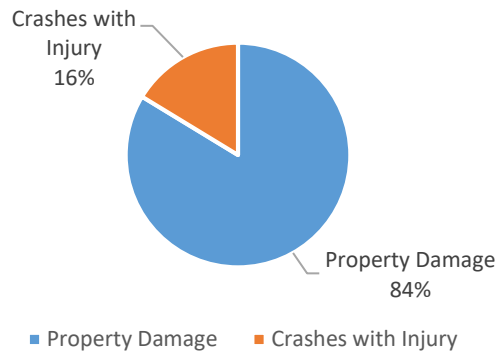
Patrol/K-9/Traffic Activity by Area October 2024



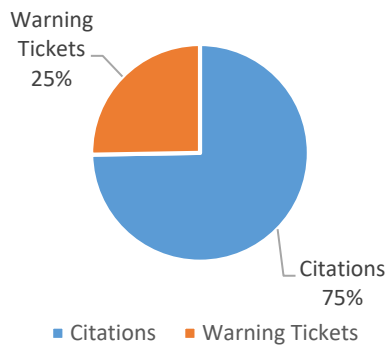
Traffic Efforts, K-9 Utilizations

	JAN	FEB	MAR	APR	MAY	JUN	JUL	AUG	SEP	OCT	+/-	YTD
Crashes Worked by WCSO	89	96	77	101	118	79	59	75	102	92	-10	888
Property Damage	75	78	64	85	102	63	51	63	84	77	-7	742
Crashes with Injury	14	18	13	16	16	16	8	12	18	15	-3	146
DUI Arrests	4	9	4	13	7	2	12	10	9	17	8	87
Citations Issued	372	418	520	516	456	679	544	428	572	352	-220	4857
Warning Tickets Issued	110	124	163	172	150	333	188	159	235	119	-116	1753
K-9 Utilizations	19	15	9	11	19	21	16	16	21	17	-4	164

Crashes Worked by WCSO
October 2024



Traffic Citations and Warnings
October 2024



Mental Health Co-Responder

Since 2022, WCSO partners with Volunteer Behavioral Health Care System through grant funding for a co-responder program to improve response to mental health crises in this county. The co-responder position is vacant as of the end of September. Until VBHCS fills this position or an alternative solution is found, WCSO is utilizing Tennessee’s Mobile Crisis Services when needed. No co-responder monthly data is available for October.

INVESTIGATIONS

	ACTIVITY	JAN	FEB	MAR	APR	MAY	JUN	JUL	AUG	SEP	OCT	+/-	YTD
Investigations	New Cases Assigned	68	33	32	31	39	24	18	23	42	36	-6	346
	Cases Worked <i>(incl. monthly carryover)</i>	229	218	215	213	208	206	194	191	206	215	9	2095
	Cases Unfounded	16	9	10	18	10	5	5	13	11	11	0	108
	Cases Cleared by Exception	6	4	10	7	6	7	2	4	7	4	-3	57
	Cases Cleared by Arrest	10	3	5	4	3	2	7	5	3	2	-1	44
	School Involvements	8	7	10	14	7	4	3	3	14	8	-6	78
Digital Forensics	Devices Submitted to DF Lab	38	75	28	58	67	18	34	48	64	60	-4	490
	Data Examined <i>(Terabytes)</i>	2.45	2.63	25.48	4.08	14.19	0.96	1.83	3.90	23.10	4.40	-18.70	83.02
Internet Crimes Against Children	ICAC New Cases	3	4	12	9	6	7	5	16	3	8	5	73
	ICAC Subpoenas Served	2	2	5	1	5	0	9	0	5	2	-3	31
	ICAC Search Warrants Executed	2	3	4	3	4	1	7	3	3	4	1	34
Polygraph	Pre-Employment	10	7	9	9	4	12	4	7	9	3	-6	74
	Criminal	0	0	0	0	0	0	0	1	1	3	2	5

	ACTIVITY	JAN	FEB	MAR	APR	MAY	JUN	JUL	AUG	SEP	OCT	+/-	YTD
Narcotics Investigations	Daytime Narcotics Incidents	62	55	53	56	65	62	73	61	64	78	14	629
	After-Hours Narcotics Call-Outs	12	15	16	10	15	13	12	9	7	6	-1	115
	Undercover Buy Operations	0	4	12	10	0	3	3	2	0	16	16	50
	Pending Grand Jury Indictments	4	7	15	13	0	4	6	3	4	16	12	72
	Search Warrants Executed <i>(Includes Digital Devices)</i>	10	11	8	7	16	9	14	11	9	14	5	109

	ACTIVITY	JAN	FEB	MAR	APR	MAY	JUN	JUL	AUG	SEP	OCT	+/-	YTD
Crime Analysis	Criminal Intel Requests	45	40	19	21	37	15	17	30	23	33	10	280
	Public Records/Stat Requests/Other	2	0	3	1	5	1	6	3	4	4	0	29
Records	Public Records Requests	128	127	84	81	101	39	101	79	94	67	-27	901
	Background Checks	66	81	85	190	109	92	104	81	82	88	6	978
	Public Fingerprints	32	34	23	42	31	34	35	42	28	38	10	339
	Expungements Received	1635	98	118	92	107	113	118	86	159	62	-97	2588
	Reports Reviewed or Processed	488	593	514	678	595	446	429	628	609	567	-42	5547
Evidence	Cases Processed with Evidence	57	57	44	89	67	62	56	60	43	66	23	601
	Dash/Body Cam Video Requests	4	3	40	82	38	32	N/A	N/A	N/A	N/A	N/A	N/A

Note: In July, WCSO began transitioning to a new body and dash cam video system. During this process, videos from the previous system are not fully available and requests cannot be processed during this time. Video request totals are also pending. WCSO is actively working to resolve this and will respond to requests as soon as possible and update totals in future monthly reports.

SPECIAL OPERATIONS

Aviation

Aviation assisted in the search for a missing juvenile and performed over watch on several vehicle pursuits and reckless driver BOLOs (*Be on the Lookout*). They also provided over watch for a narcotics undercover operation. They also engaged with the community at several events, including Maury County “Night Out Against Crime”, the Bethesda Elementary Backyard Bash school event, and Battle Creek Elementary “School Law Enforcement Day”.

Aviation	ACTIVITY	JUL	AUG	SEP	OCT	+/-
	Pursuit/Search & Over watch	1	1	3	7	4
	Missing Person Searches	1	1	1	1	0
	Patrol and Training	9	14	19	14	-5
	Assist Other Agencies	1	1	2	0	-2
	Maintenance & Parts Runs	0	0	1	1	0
	Funeral Flyovers	0	1	0	0	0
	School or Public Events	2	2	1	3	2
	Parades	0	0	0	0	0
	Water Rescues	0	0	0	0	0
	Avionics Meetings	0	0	0	0	0
	Total Flights	13	20	28	19	-9
	Total Flight Mission Objectives	14	20	32	26	-6

SWAT, Swift Water Rescue, Crisis Negotiations, and Honor Guard

SWAT assisted in a narcotics search warrant service and an ICAC search warrant service. They also held two days of team training.

Swift Water Rescue had no activations, but held a boat operations training day.

Crisis Negotiations Team had no activations but held a two-hour team meeting/training.

Honor Guard presented the colors at the Tennessee Sheriff’s Association and at a Nolensville High School football game. The team also held a training day on posting the colors and presentation.

SCHOOL RESOURCE OFFICERS (SRO) & CRIME PREVENTION

SRO Activity

SRO ACTIVITIES	SYSTEM	ELEM	MIDDLE	HIGH	TOTAL
Special Event Security and Attendance	WCS	51	58	35	144
	FSSD	3	18	N/A	21
Faculty Assistance	WCS	1045	480	583	2108
	FSSD	136	39	N/A	175
Student Assistance	WCS	875	336	406	1617
	FSSD	146	16	N/A	162
Classroom Lectures	WCS	16	1	13	30
	FSSD	0	0	N/A	0
Reported Offenses	WCS	7	13	37	57
	FSSD	0	13	N/A	13
In-School Arrests	WCS	0	1	14	15
	FSSD	0	1	N/A	1
Other Activities	WCS	477	175	316	968
	FSSD	60	21	N/A	81

Crime Prevention

In local schools, internet safety lectures continue to be one of the most in-demand requests made of the division, who gave such presentations over three days at College Grove Elementary. When Thompson Station Middle School held their Red Ribbon Week during the last week of October, Crime Prevention participated with two lectures. First, students were encouraged to make healthy choices and to remain substance free in a presentation on the 29th. Next, a lecture on Halloween focused on basic traffic safety to remind students to take their own safety seriously and maintain spatial awareness.

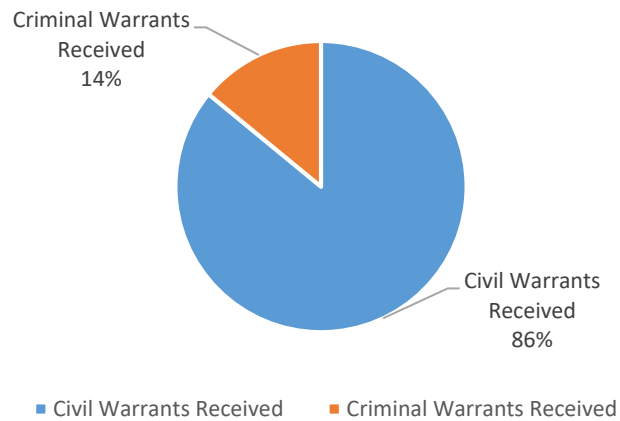
Additionally, Crime Prevention aided in hosting the Tennessee Sheriff's Association when sheriffs from across the state congregated locally for a meeting. Nissan Headquarters held their annual Trunk-or-Treat where over 1,000 people attended, and many of them met with WCSO for candy and conversation. Local apartment complex, Southaven, also held a Trunk-or-Treat and WCSO was one of the main booths in attendance. The College Grove Tractor Supply requested our attendance at their Hometown Heroes Kickoff Event, which highlighted appreciation for first responders and military members.

The monthly county convenience center checks were performed to replace any boxes if needed and to restock personal-sized litterbags. Crime Prevention spent approximately 36 hours in community immersion for the month.

COURT SERVICES

	ACTIVITY	JUL	AUG	SEP	OCT	+/-
Court Services	Court Dockets	152	122	117	137	20
	Inmates Before the Court	325	443	451	603	152
	Out of County Transports	97	84	90	97	7
	Warrants Served	76	96	101	109	8
	Mental Health Transports	19	15	19	14	-5
	Out of State Extraditions	11	10	15	7	-8
	Warrants	Civil Warrants Received	1442	1344	1227	1493
Civil Warrants Served		1551	1394	1183	1102	-81
Orders of Protection Served		29	16	18	25	7
Out of County Transports		6	10	10	8	-2
Subjects Arrested		46	56	38	47	9
Criminal Warrants Received		196	257	249	244	-5
Warrants Served - Division		57	77	48	64	16
Warrants Served - Agency		175	196	174	181	7
Active Criminal Warrants		5602	5663	5636	5626	-10

Warrants Received by WCSO
October 2024

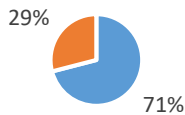


No Sheriff's Sale occurred in October, and no arrests were made under the efforts of the US Marshals Task Force. Warrants personnel completed 152 training hours during the month.

DETENTION

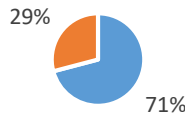
	ACTIVITIES	JUL	AUG	SEP	OCT	+/-
Population	Average Daily Pop	329	307	307	310	3
	Avg Male Pop	271	254	252	254	2
	Avg Female Pop	58	53	55	55	0
Bookings	Total Booked	567	606	544	572	28
	Males Booked	407	437	380	406	26
	Females Booked	160	169	164	166	2
Releases	Total Released	589	612	532	598	66
	Males Released	422	443	371	424	53
	Females Released	167	169	161	174	13
Warrant Service	Warrants Served by Detention	33	42	25	20	-5
Medical	Dental Visits	0	3	0	6	6
	Doctor Appts & Procedures	22	12	16	13	-3
	In-House Provider Visits	42	35	27	28	1
Kitchen	Total Meals Served <i>(includes Juvenile Detention)</i>	34,033	31,955	31,092	31,422	330
	Avg Meal Cost per Meal	\$2.43	\$2.00	\$2.20	\$2.70	\$0.50
	Avg Meal Cost per Inmate per Day	\$7.30	\$6.00	\$6.60	\$8.10	\$1.50
Detention Transports	Total Transports	17	17	22	32	10
	Scheduled	5	8	17	25	8
	Emergency/Unscheduled	12	9	5	7	2
	Total Staff Hours	102	43.5	170	209.25	39.25
Litter Grant	Total Workers Utilized	41	68	93	100	7
	Dump Sites Removed	2	4	6	4	-2
	Litter Collected <i>(lbs)</i>	2,375	5,500	9,695	10,755	1,060
	Recycling Collected <i>(lbs)</i>	435	1,645	3,025	4,200	1,175
	County Roads Cleaned <i>(miles)</i>	28	43.8	37.9	58	20.1
	State Roads Cleaned <i>(miles)</i>	0.1	3.8	9.2	3.2	-6
	Cemeteries Cleaned/Mowed	20	17	9	22	13

Detention Bookings
October 2024



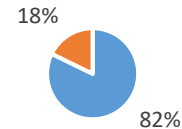
■ Males Booked ■ Females Booked

Detention Releases
October 2024



■ Males Released ■ Females Released

Population Averages
October 2024



■ Avg Male Pop ■ Avg Female Pop

Litter Highlight: Litter crews cleaned the McGavock Cemetery at Carnton Plantation twice this month, and cleaned six EMA tower sites. They also assisted in passing out food at the Fairview ballfields and Mid-Cumberland Food Bank Food Drive event, and with mowing/setup/takedown for the Tennessee Sheriff's Association session at the WCSO's gun range.

TRAINING

TRAINING EVENT	ATTENDEES										+/-	YTD
	JAN	FEB	MAR	APR	MAY	JUN	JUL	AUG	SEP	OCT		
Agency Hosted Training (40 HRS)				9							0	9
Agency Hosted Training (16 HRS)							64				0	64
Agency Hosted Training (9 HRS)					11						0	11
Agency Hosted Training (2 HRS)									56		-56	56
Annual Firearms, Red Dot Transition (16 HRS)			83	29		54	11		12	17	5	206
Annual Rifle (8 HRS)							58			72	72	130
Basic GLOCK Operator's Course (32 HRS)			6								0	6
Basic Rifle Operator's Course (24 HRS)			6		3						0	9
Continuing Ed (8 HRS/Day)			6								0	6
Detention Training Academy (80 HRS or Varied)	12	16		12	10			18			0	68
Detention Training Academy (36 HRS)							7				0	7
Emergency Vehicle Operations (2 HRS)					13						0	13
Glock Swap (2 HRS)			69								0	69
New Handgun Issue (1 HR)		34		2	1	1		6			0	44
Open Range (4 HRS)	6		8	11	11		5	12	5	12	7	70
Other Training (AXON, Mental Health, Etc.) (3 HRS)							81				0	81
Outside of the Agency Training (Varied)				10			4		1		-1	15
P.O.S.T. In-Service (24 HRS)				58		64			47	32	-15	201
Remedial Firearms Training (8 HRS)				2	3						0	5
Staff Continuing Education Training (Varied)				1	1	1	1		1		-1	5
SWAT (10 HRS)			25								0	25
Swift Water (8 HRS)			10								0	10
T.C.I. In-Service (40 HRS)			12						13	31	18	56
Total Personnel Trained	18	50	225	134	53	120	231	36	135	164	29	1166
Total Training Hours	888	2864	2852	3238	1066	6570	2691	3618	2052	2904	852	28743

Prepared: 11/14/2024 by Crime Analyst L. Tate

Sources: Central Square CAD, Southern Software RMS (records management system) and JMS (jail management system), TITAN (Tennessee Integrated Traffic Analysis Network) repository, Crime Insight (Tennessee Crime Online Statistics Website/TIBRS repository), as well as WCSO division command staff and additional personnel.