

WCSO Monthly Activity Report: NOVEMBER 2024

Staffing Table

SHERIFF'S OFFICE	Actual	Vacant	Authorized Positions
Administration	2	1	3
Civilian	22	4	26
Patrol	52	9	61
CID	15	1	16
Narcotics	4	0	4
Special Ops	2	0	2
SRO	77	4	81
Court Services	36	2	38
Training	7	0	7
TOTAL	217	21	238

DETENTION	Actual	Vacant	Authorized Positions
Detention <i>TCI</i>	58	18	76
Detention <i>POST</i>	3	0	3
Civilian <i>Admin</i>	4	0	4
Civilian <i>Booking</i>	8	0	8
Civilian <i>Classification</i>	4	0	4
Civilian <i>Food Services</i>	5	0	5
Civilian <i>Maintenance</i>	3	0	3
TOTAL	85	18	103

Hiring Efforts

WCSO received 22 applications for the month and progressed five applicants into the background phase. Additionally, there were four new personnel hired: one detention deputy, one patrol deputy, one reserve deputy, and one crossing guard.

Agency Service Activity

CAD Calls for Service	JAN	FEB	MAR	APR	MAY	JUN	JUL	AUG	SEP	OCT	NOV	+/-	YTD
	5318	5206	5362	5542	5693	5590	5441	5378	5289	5504	4880	-624	59203

Note: Call types are categorized by problem or activity based on initial descriptions provided to Williamson County Emergency Communications. They may not reflect what responding deputies encountered upon arrival.

911 Abandoned Call	49	Drug Overdose	3	Shots Fired In Area	6
911 Open Line	47	Escort	12	Speak to Subject	5
Abandoned Auto	15	Fight	1	Stalking	1
Alarm / Burglar	121	Follow Up Report	49	Structure Fire	8
Alarm Holdup/Distress/Panic	16	Fraud	26	Suicide Attempt	1
Animal Calls - Law	27	Harassing Threats	6	Suicide Threats	1
Assault Domestic	1	Harassment	16	Suspicious Activity	11
Assault EMS Needed	2	Information Only	12	Suspicious Package	3
Assault Report - Law Only	12	Intoxicated Person	3	Suspicious Person	14
Assist Another Agency	44	Locked In Vehicle	3	Suspicious Vehicle	32
Attempt to Contact	14	Mental Health Consumer	1	Theft from Vehicle	3
Auto Broken Down	108	Missing Person Endangered	2	Theft Report	13
Auto Theft Report / Recovery	9	Missing Person Juvenile	1	Traffic Enforcement	11
Be On The Lookout	41	Missing Person over 21	1	Traffic Stop	1320
Burglary Attempt	1	MVC Auto	153	Trespassing	8
Burglary In Progress	5	MVC Injury	80	Unknown Trouble	3
Burglary Report	2	Narcotics	4	Unruly Juvenile	4
C.O.P	1	Noise Complaint	3	Unwanted Subject	9
Cardiac / Respiratory Arrest	7	Open Door	3	Vapor Gas Leak / Odor	4
Check Area	70	Parking Problem	5	Vehicle Fire	4
Child Abuse	1	Prisoner Transport	144	Warrant Service	545
Citizen Assist	86	Property (Lost Found Damaged)	52	WCSO Market Check	75
Civil Matter	13	Psychological Emergency	1	WCSO Security Check	1065
Civil Standby	6	Pursuit Vehicle	2	WCSO Stationary Observation	176
Disorder	8	Reckless Driver	26	Welfare Check	35
Disorder Domestic	11	Roadway Hazard	51	Wires_Down	3
Disorder w/ Weapon	3	Self Initiated Activity	140	Grand Total	4880

Incident Based Reporting (TIBRS/NIBRS) Current as of 12/09/2024

TCA 38-10-101 mandates the reporting of crime statistics. The Tennessee Incident Based Reporting System (TIBRS) is the method whereby the state collects data on crime incidents and the elements associated with the incident.

TIBRS/NIBRS Offense Overview November 2024	Offense Totals	185
	Number Cleared	96
	Percent Cleared	51.89%
	Total Arrests	158
	Adult Arrests	149
	Juvenile Arrests	9
	Unknown Age	0

Group A Offenses	Offenses		Arrests	
	Reported	Cleared	Adult	Juv
Crimes Against Persons				
Murder	0	0	0	0
Negligent Manslaughter	0	0	0	0
Negligent Vehicular Manslaughter	0	0	0	0
Kidnapping/Abduction	0	0	0	0
Forcible Rape	0	0	0	0
Forcible Sodomy	0	0	0	0
Sexual Assault W/Object	0	0	0	0
Forcible Fondling	2	1	0	0
Incest	0	0	0	0
Statutory Rape	0	0	0	0
Aggravated Assault	10	4	2	0
Simple Assault	37	28	10	0
Intimidation	23	16	0	1
Stalking	1	0	0	0
Commercial Sex Acts	0	0	0	0
Involuntary Servitude	0	0	0	0
Group A Offenses				
Crimes Against Society	Offenses		Arrests	
	Reported	Cleared	Adult	Juv
Animal Cruelty	1	0	0	0
Drug/Narcotic Violations	38	21	13	1
Drug/Narcotic Equipment Violations	26	16	2	0
Gambling - Betting/Wagering	0	0	0	0
Gambling - Operating/Promoting	0	0	0	0
Gambling - Equipment Violations	0	0	0	0
Gambling - Sports Tampering	0	0	0	0
Pornography/Obscene Material	3	1	0	0
Prostitution	0	0	0	0
Prostitution Assisting/Promoting	0	0	0	0
Purchasing Prostitution	0	0	0	0
Weapon Law Violations	11	4	1	0

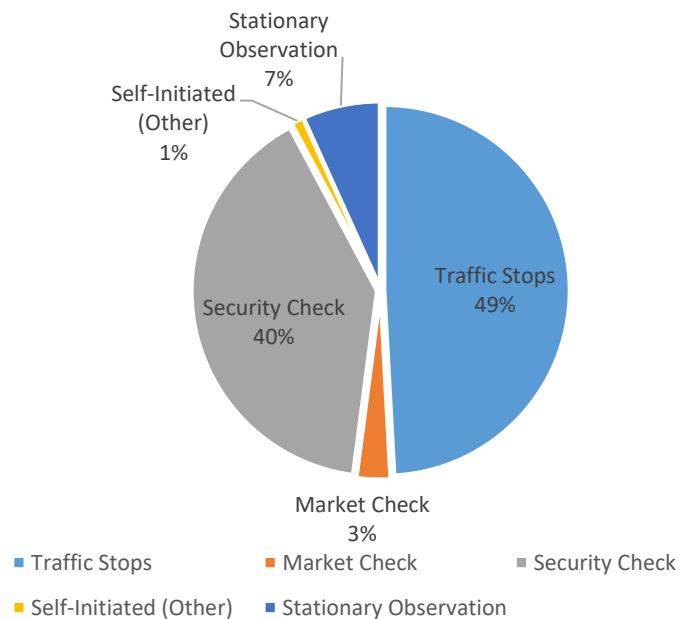
Group A Offenses	Offenses		Arrests	
	Reported	Cleared	Adult	Juv
Crimes Against Property				
Arson	0	0	0	0
Bribery	0	0	0	0
Burglary	2	0	0	0
Counterfeiting/Forgery	0	0	0	0
Destruction/Damage/Vandalism	4	1	0	0
Embezzlement	0	0	0	0
Extortion/Blackmail	0	0	0	0
Fraud - False Pretenses	1	0	0	0
Fraud - Credit Card/ATM	1	0	0	0
Fraud - Impersonation	1	0	0	0
Fraud - Welfare	0	0	0	0
Fraud - Wire	2	0	0	0
Fraud - Identity Theft	1	0	0	0
Fraud - Computer Hacking/Invasion	0	0	0	0
Robbery	0	0	0	0
Theft - Pocket-picking	0	0	0	0
Theft - Purse Snatching	0	0	0	0
Theft - Shoplifting	2	2	3	0
Theft From Building	1	1	0	1
Theft From Coin Machine	0	0	0	0
Theft From Motor Vehicle	4	0	0	0
Theft of Motor Vehicle Parts	0	0	0	0
Theft - All Other Larceny	3	0	0	0
Motor Vehicle Theft	9	0	0	0
Stolen Property Offenses	2	1	0	0
TOTAL GROUP A OFFENSES	185	96	31	3
Group B Arrests				
Offense	Arrests			
	Adult	Juv		
Bad Checks	0	0		
Curfew/Vagrancy	0	0		
Disorderly Conduct	0	2		
DUI	5	0		
Drunkenness	0	0		
Family-Non Violent	5	0		
Liquor Law Violations	0	4		
Peeping Tom	0	0		
Trespass	1	0		
All Other Offenses	107	0		
TOTAL GROUP B ARRESTS	118	6		

PATROL/K-9/TRAFFIC

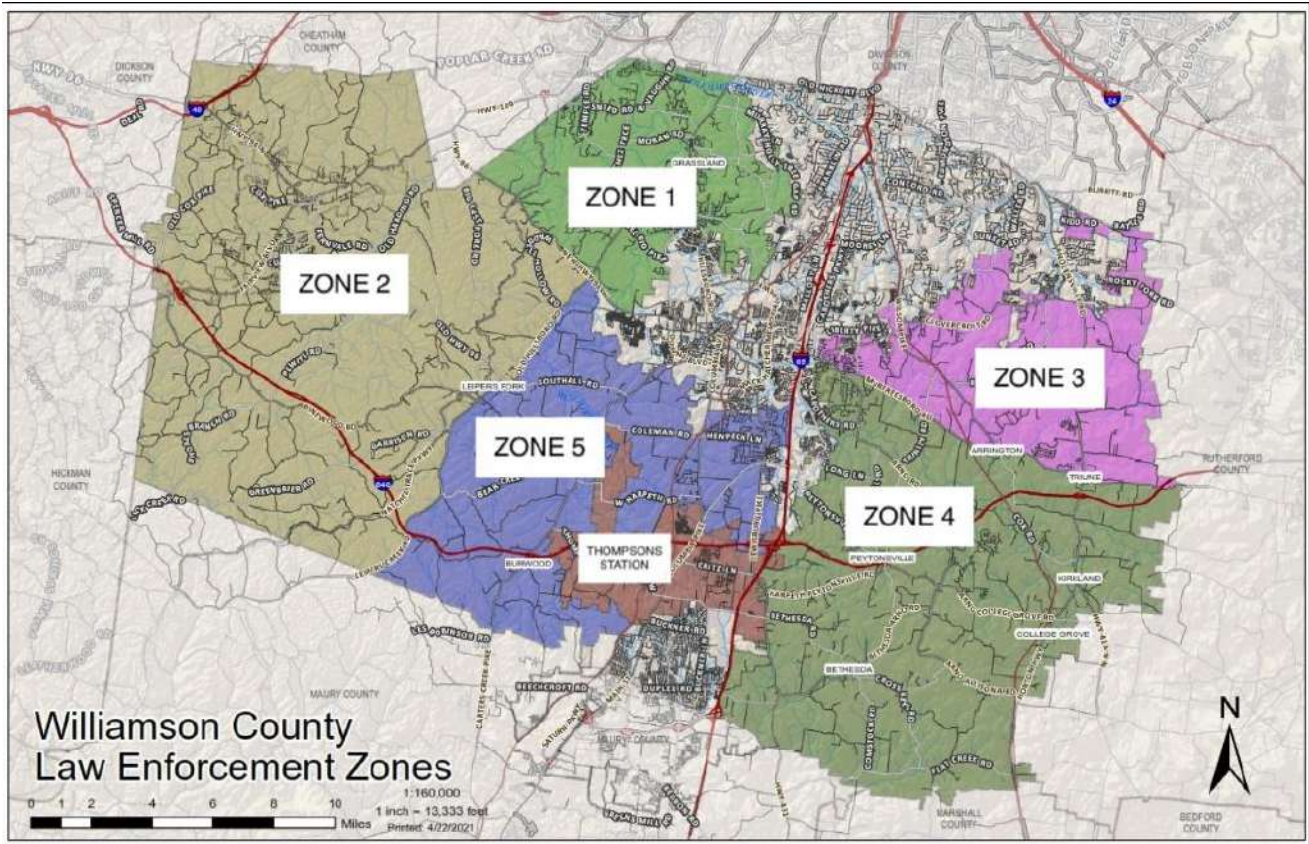
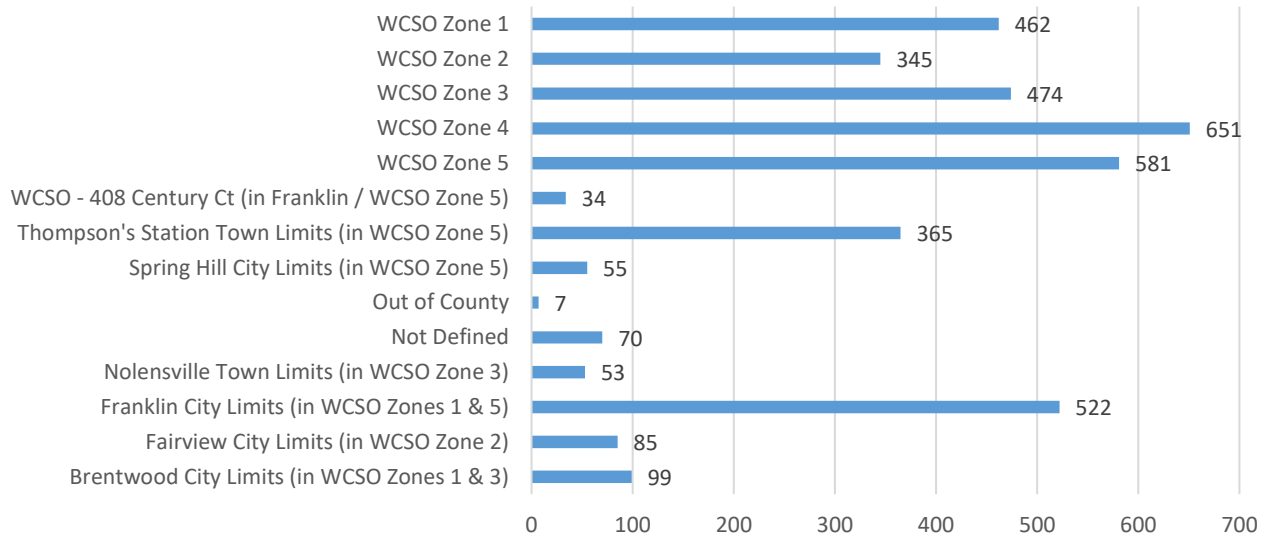
	JAN	FEB	MAR	APR	MAY	JUN	JUL	AUG	SEP	OCT	NOV	+/-	YTD
Total WCSO CAD Activity	5318	5206	5362	5542	5693	5590	5441	5378	5289	5504	4880	-624	59203
Patrol/K-9/Traffic Activity	4522	4282	4513	4525	4678	4677	4549	4259	4212	4221	3769	-452	48207
% Patrol of All Agency Activity	85.03%	82.25%	84.17%	81.65%	82.17%	83.67%	83.61%	79.19%	79.64%	76.69%	77.23%	0.54%	81.43%
Traffic Stops	1027	1259	1363	1316	1192	1573	1485	1253	1413	1160	1260	100	14301
Market Check	118	81	71	112	97	99	106	88	97	102	75	-27	1046
Security Check	1871	1568	1725	1583	1684	1649	1513	1361	1266	1497	1029	-468	16746
Self-Initiated (Other)	22	16	15	25	37	22	20	18	28	19	27	8	249
Stationary Observation	343	263	223	234	239	155	171	227	201	254	173	-81	2483
Total Patrol Self-Initiated Activity	3381	3187	3397	3270	3249	3498	3295	2947	3005	3032	2564	-468	34825
% Patrol Activity Self-Initiated	74.77%	74.43%	75.27%	72.27%	69.45%	74.79%	72.43%	69.19%	71.34%	71.83%	68.03%	-3.80%	72.24%
Avg Response Time Assigned to Arrived	15:06	21:56	14:35	14:49	14:34	16:25	15:02	15:27	15:51	13:03	13:02	-00:01	15:12
Avg Response Time Enroute to Arrived	13:21	20:04	13:07	13:11	12:42	14:30	12:28	13:07	14:18	11:25	11:24	-00:01	13:22

Note: July response time averages excludes one outlier call incident. This CAD incident (a follow up report from 07/04/2024) was strictly phone call-based with no physical enroute or arrival time, and was reopened/reassigned later the same day to associate a relevant phone call. This heavily skews "enroute" and "arrival" times and including it ultimately depicts inaccurate response time averages.

Self-Initiated Activity November 2024



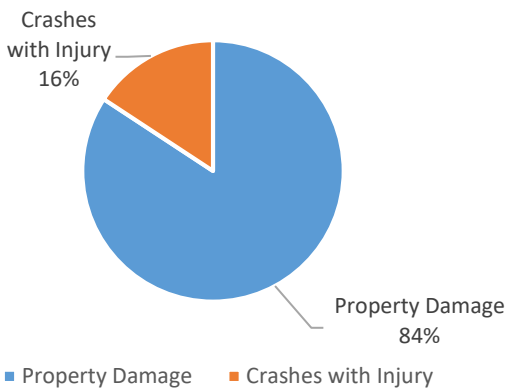
Patrol/K-9/Traffic Activity by Area November 2024



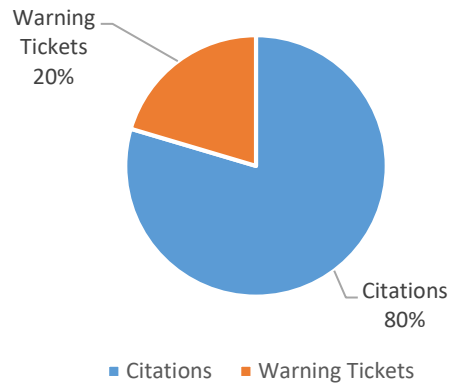
Traffic Efforts, K-9 Utilizations

	JAN	FEB	MAR	APR	MAY	JUN	JUL	AUG	SEP	OCT	NOV	+/-	YTD
Crashes Worked by WCSO	89	96	77	101	118	79	59	75	102	92	127	35	1015
Property Damage	75	78	64	85	102	63	51	63	84	77	107	30	849
Crashes with Injury	14	18	13	16	16	16	8	12	18	15	20	5	166
DUI Arrests	4	9	4	13	7	2	12	10	9	17	10	-7	97
Citations Issued	372	418	520	516	456	679	544	428	572	352	507	155	5364
Warning Tickets Issued	110	124	163	172	150	333	188	159	235	119	130	11	1883
K-9 Utilizations	19	15	9	11	19	21	16	16	21	17	18	1	182

Crashes Worked by WCSO
November 2024



Traffic Citations and Warnings
November 2024



Mental Health Co-Responder

Since 2022, WCSO partners with Volunteer Behavioral Health Care System through grant funding for a co-responder program to improve response to mental health crises in this county. The co-responder position is vacant as of the end of September. Until VBHCS fills this position or an alternative solution is found, WCSO is utilizing Tennessee’s Mobile Crisis Services when needed. No co-responder monthly data is available for October.

INVESTIGATIONS

	ACTIVITY	JAN	FEB	MAR	APR	MAY	JUN	JUL	AUG	SEP	OCT	NOV	+/-	YTD
Investigations	New Cases Assigned	68	33	32	31	39	24	18	23	42	36	35	-1	381
	Cases Worked (incl. monthly carryover)	229	218	215	213	208	206	194	191	206	215	223	8	2318
	Cases Unfounded	16	9	10	18	10	5	5	13	11	11	9	-2	117
	Cases Cleared by Exception	6	4	10	7	6	7	2	4	7	4	7	3	64
	Cases Cleared by Arrest	10	3	5	4	3	2	7	5	3	2	5	3	49
	School Involvements	8	7	10	14	7	4	3	3	14	8	10	2	88
Digital Forensics	Devices Submitted to DF Lab	38	75	28	58	67	18	34	48	64	60	42	-18	532
	Data Examined (Terabytes)	2.45	2.63	25.48	4.08	14.19	0.96	1.83	3.90	23.10	4.40	9.00	4.60	92.02
Internet Crimes Against Children	ICAC New Cases	3	4	12	9	6	7	5	16	3	8	5	-3	78
	ICAC Subpoenas Served	2	2	5	1	5	0	9	0	5	2	7	5	38
	ICAC Search Warrants Executed	2	3	4	3	4	1	7	3	3	4	5	1	39
Polygraph	Pre-Employment	10	7	9	9	4	12	4	7	9	3	13	10	87
	Criminal or Internal	0	0	0	0	0	0	0	1	1	3	1	-2	6

	ACTIVITY	JAN	FEB	MAR	APR	MAY	JUN	JUL	AUG	SEP	OCT	NOV	+/-	YTD
Narcotics Investigations	Daytime Narcotics Incidents	62	55	53	56	65	62	73	61	64	78	76	-2	705
	After-Hours Narcotics Call-Outs	12	15	16	10	15	13	12	9	7	6	11	5	126
	Undercover Buy Operations	0	4	12	10	0	3	3	2	0	16	10	-6	60
	Pending Grand Jury Indictments	4	7	15	13	0	4	6	3	4	16	8	-8	80
	Search Warrants Executed (Includes Digital Devices)	10	11	8	7	16	9	14	11	9	14	12	-2	121

Narcotics Highlight: A large investigation conducted by WCSO Narcotics and the Tennessee Bureau of Investigation concluded in October. Two search warrants for meth distribution in Williamson County and Middle Tennessee were executed near both the county line and an elementary school, resulting in an arrest and multiple seizures. This included (approximately): 47.5 lbs of meth, 3.5 lbs of fentanyl, 23 grams of marijuana, a pill press, cutting agents and packaging material, high end tire rims, a flat screen tv, \$15,000 U.S. currency, 28 pairs of shoes valued together at \$100,000, expensive jewelry, designer sunglasses and bags, two money counters, three guns, and a Dodge Durango SRT. This was not detailed in the October report due to pending press releases at the time.

	ACTIVITY	JAN	FEB	MAR	APR	MAY	JUN	JUL	AUG	SEP	OCT	NOV	+/-	YTD
Crime Analysis	Criminal Intel Requests	45	40	19	21	37	15	17	30	23	33	17	-16	297
	Public Records/Stat Requests/Other	2	0	3	1	5	1	6	3	4	4	3	-1	32
Records	Public Records Requests	128	127	84	81	101	39	101	79	94	67	59	-8	960
	Background Checks	66	81	85	190	109	92	104	81	82	88	53	-35	1031
	Public Fingerprints	32	34	23	42	31	34	35	42	28	38	35	-3	374
	Expungements Received	1635	98	118	92	107	113	118	86	159	62	78	16	2666
	Reports Reviewed or Processed	488	593	514	678	595	446	429	628	609	567	546	-21	6093
Evidence	Cases Processed with Evidence	57	57	44	89	67	62	56	60	43	66	61	-5	662
	Dash/Body Cam Video Requests	4	3	40	82	38	32	N/A	N/A	N/A	N/A	N/A	N/A	N/A

Note: In July, WCSO began transitioning to a new body and dash cam video system. During this process, videos from the previous system are not fully available and requests cannot be processed during this time. Video request totals are also pending. WCSO is actively working to resolve this and will respond to requests as soon as possible and update totals in future monthly reports.

SPECIAL OPERATIONS

Aviation

Aviation performed overwatch several times for both the WCSO Narcotics Unit and the Franklin PD Flex Team when they interacted with vehicles as part of their investigations. For community interaction, Air1 flew to Southern Hills Church of Christ Sunshine Preschool for school events, and to Sunshine School for a homeschool event. They also performed flyovers at the Veteran’s Day Parade, and the Tunnel to Towers groundbreaking ceremony. Tunnel to Towers provides mortgage-free homes to Gold Star and fallen first responder families with young children, and builds specially adapted smart homes for catastrophically injured veterans and first responders. They will be building such homes on three lots in Williamson County.

Aviation	ACTIVITY	MAR	APR	MAY	JUN	JUL	AUG	SEP	OCT	NOV	+/-
	Pursuit/Search & Overwatch	4	2	5	5	1	1	3	7	3	-4
	Missing Person Searches	0	1	1	1	1	1	1	1	0	-1
	Patrol and Training	5	0	1	4	9	14	19	14	8	-6
	Assist Other Agencies	1	0	4	3	1	1	2	0	1	1
	Maintenance & Parts Runs	0	0	1	0	0	0	1	1	2	1
	Funeral Flyovers	0	1	0	0	0	1	0	0	0	0
	School or Public Events	3	6	3	1	2	2	1	3	4	1
	Parades	0	0	0	1	0	0	0	0	1	1
	Water Rescues	0	0	1	0	0	0	0	0	0	0
	Avionics Meetings	0	0	0	1	0	0	0	0	0	0
	Total Flights	11	10	15	12	13	20	28	19	12	-7
Total Flight Mission Objectives	13	10	16	16	14	20	32	26	31	5	

SWAT, Swift Water Rescue, Crisis Negotiations, and Honor Guard

SWAT was activated on a barricaded subject call, and performed two monthly team trainings.

Swift Water Rescue had no activations. Regular monthly training is paused in November and December.

Crisis Negotiations Team had one call out.

Honor Guard posted colors at the Nolensville Veterans Breakfast, the Nolensville Veterans Day Parade, Thompson Station Middle School’s Veterans Day Program, the Gary Sinise Foundation meeting, a Republican Women of Williamson County event, the Tunnel to Towers groundbreaking event, and a Nashville Predators hockey game. They also led the Nolensville Veterans Day Parade and performed a monthly training day.

SCHOOL RESOURCE OFFICERS (SRO) & CRIME PREVENTION

SRO Activity

SRO ACTIVITIES	SYSTEM	ELEM	MIDDLE	HIGH	TOTAL
Special Event Security and Attendance	WCS	29	63	40	132
	FSSD	3	14	N/A	17
Faculty Assistance	WCS	903	535	511	1949
	FSSD	85	46	N/A	131
Student Assistance	WCS	734	386	381	1501
	FSSD	96	14	N/A	110
Classroom Lectures	WCS	51	7	15	73
	FSSD	0	0	N/A	0
Reported Offenses	WCS	5	11	25	41
	FSSD	3	9	N/A	12
In-School Arrests	WCS	0	1	10	11
	FSSD	0	1	N/A	1
Other Activities	WCS	340	180	281	801
	FSSD	66	17	N/A	83

Crime Prevention

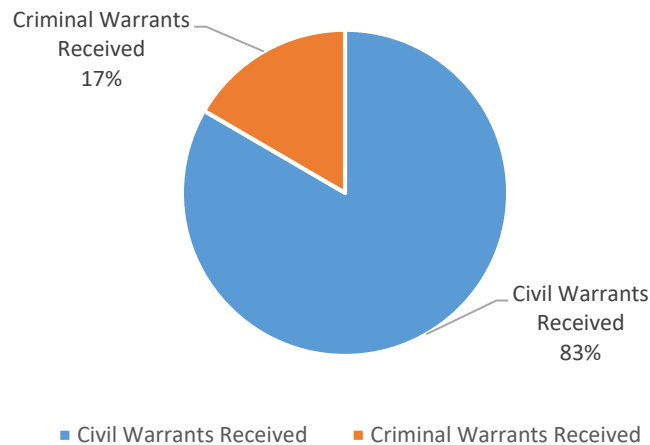
November began with providing our highly popular internet safety lecture to a local Girl Scout Troop. This continues to be the most requested lecture for the division, and feedback from both parents and children has been positive. Allendale Elementary resumed the DARE program after several weeks of unpredicted scheduling conflicts caused interruption. The program has now resumed, and student feedback on its return has been strongly positive and encouraging. A local Boy Scout Troop held a den meeting at College Grove Elementary highlighting first responders, which included WCSO. Approximately 30 scouts attended the meeting and observed how the multiple first responder disciplines work together. The Paychecks for Veterans Job Fair was held in Nashville where WCSO was touted with esteem as a place for employment. Graceland Church held their annual Fall Festival with about 1,000 citizens in attendance in an opportunity for first responders and the community to get to know each other. Laurelbrooke Subdivision held their monthly neighborhood watch meeting and reminded all residents of taking extra precautions to ensure a safe upcoming holiday season.

The monthly county convenience center checks were also performed to replace any boxes if needed and to restock personal-sized litterbags. Crime Prevention spent approximately 17 hours in community immersion during November.

COURT SERVICES

	ACTIVITY	MAR	APR	MAY	JUN	JUL	AUG	SEP	OCT	NOV	+/-
Court Services	Court Dockets	117	158	135	128	152	122	117	137	108	-29
	Inmates Before the Court	422	565	364	357	325	443	451	603	431	-172
	Out of County Transports	79	131	66	77	97	84	90	97	109	12
	Warrants Served	81	94	86	83	76	96	101	109	96	-13
	Mental Health Transports	20	22	23	16	19	15	19	14	15	1
	Out of State Extraditions	7	4	7	11	11	10	15	7	10	3
	Warrants	Civil Warrants Received	1357	1515	1401	1161	1442	1344	1227	1493	1306
Civil Warrants Served		1512	1405	1472	1202	1551	1394	1183	1102	1256	154
Orders of Protection Served		16	30	21	31	29	16	18	25	12	-13
Out of County Transports		4	18	12	10	6	10	10	8	0	-8
Subjects Arrested		50	81	56	43	46	56	38	47	33	-14
Criminal Warrants Received		234	253	221	241	196	257	249	244	260	16
Warrants Served - Division		80	96	76	61	57	77	48	64	54	-10
Warrants Served - Agency		220	216	215	218	175	196	174	181	204	23
Active Criminal Warrants	5741	5693	5637	5626	5602	5663	5636	5626	5593	-33	

Warrants Received by WCSO
November 2024

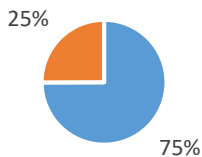


No Sheriff's Sale occurred in November, and no arrests were made under the efforts of the US Marshals Task Force. Warrants personnel completed 18 training hours during the month.

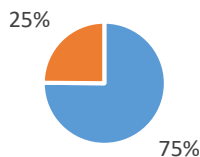
DETENTION

	ACTIVITIES	AUG	SEP	OCT	NOV	+/-
Population	Average Daily Pop	307	307	310	300	-10
	Avg Male Pop	254	252	254	251	-3
	Avg Female Pop	53	55	55	50	-5
Bookings	Total Booked	606	544	572	563	-9
	Males Booked	437	380	406	422	16
	Females Booked	169	164	166	141	-25
Releases	Total Released	612	532	598	575	-23
	Males Released	443	371	424	432	8
	Females Released	169	161	174	143	-31
Warrant Service	Warrants Served by Detention	42	25	20	19	-1
Medical	Dental Visits	3	0	6	4	-2
	In-House Dental Visits	N/A	N/A	N/A	9	9
	Doctor Appts & Procedures	12	16	13	23	10
	In-House Provider Visits	35	27	28	36	8
Kitchen	Total Meals Served (includes Juvenile Detention)	31,955	31,092	31,422	29,990	-1,432
	Avg Meal Cost per Meal	\$2.00	\$2.20	\$2.70	\$2.30	-\$0.40
	Avg Meal Cost per Inmate per Day	\$6.00	\$6.60	\$8.10	\$6.90	-\$1.20
Detention Transports	Total Transports	17	22	32	18	-14
	Scheduled	8	17	25	7	-18
	Emergency/Unscheduled	9	5	7	11	4
	Total Staff Hours	43.5	170	209.25	260.75	51.5
Litter Grant	Total Workers Utilized	68	93	100	100	0
	Dump Sites Removed	4	6	4	6	2
	Litter Collected (lbs)	5,500	9,695	10,755	8,830	-1,925
	Recycling Collected (lbs)	1,645	3,025	4,200	3,125	-1075
	County Roads Cleaned (miles)	43.8	37.9	58	30.7	-27.3
	State Roads Cleaned (miles)	3.8	9.2	3.2	15.4	12.2
	Cemeteries Cleaned/Mowed	17	9	22	6	-16

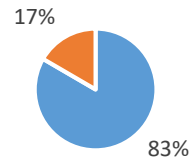
Detention Bookings
November 2024



Detention Releases
November 2024



Population Averages
November 2024



■ Males Booked ■ Females Booked ■ Males Released ■ Females Released ■ Avg Male Pop ■ Avg Female Pop

Litter Highlight: Litter crews cleaned the McGavock Cemetery at Carnton Plantation twice, and spent two days there mowing, raking, and bagging leaves. Litter is finished cleaning EMA tower sites and performing any mowing for the winter.

TRAINING

TRAINING EVENT	ATTENDEES											+/-	YTD
	JAN	FEB	MAR	APR	MAY	JUN	JUL	AUG	SEP	OCT	NOV		
Agency Hosted Training (40 HRS)				9								0	9
Agency Hosted Training (16 HRS)							64					0	64
Agency Hosted Training (9 HRS)					11							0	11
Agency Hosted Training (2 HRS)									56			0	56
Annual Firearms, Red Dot Transition (16 HRS)			83	29		54	11		12	17	4	-13	210
Annual Rifle (8 HRS)							58			72		-72	130
Basic GLOCK Operator's Course (32 HRS)			6									0	6
Basic Rifle Operator's Course (24 HRS)			6		3							0	9
Continuing Ed (8 HRS/Day)			6									0	6
Detention Training Academy (80 HRS or Varied)	12	16		12	10			18				0	68
Detention Training Academy (36 HRS)							7					0	7
Emergency Vehicle Operations (2 HRS)					13							0	13
Glock Swap (2 HRS)			69									0	69
New Handgun Issue (1 HR)		34		2	1	1		6				0	44
Open Range (4 HRS)	6		8	11	11		5	12	5	12	8	-4	78
Other Training (AXON, Mental Health, Etc.) (3 HRS)							81					0	81
Outside of the Agency Training (Varied)				10			4		1			0	15
P.O.S.T. In-Service (24 HRS)				58		64			47	32	6	-26	207
Remedial Firearms Training (8 HRS)				2	3							0	5
Staff Continuing Education Training (Varied)				1	1	1	1		1		8	8	13
SWAT (10 HRS)			25									0	25
Swift Water (8 HRS)			10									0	10
T.C.I. In-Service (40 HRS)			12						13	31		-31	56
Total Personnel Trained	18	50	225	134	53	120	231	36	135	164	26	-138	1192
Total Training Hours	888	2864	2852	3238	1066	6570	2691	3618	2052	2904	496	-2408	29239

Prepared: 12/16/2024 by Crime Analyst L. Tate

Sources: Central Square CAD, Southern Software RMS (records management system) and JMS (jail management system), TITAN (Tennessee Integrated Traffic Analysis Network) repository, Crime Insight (Tennessee Crime Online Statistics Website/TIBRS repository), as well as WCSO division command staff and additional personnel.