

WCSO Monthly Activity Report: MAY 2024

Staffing Table

SHERIFF'S OFFICE	Actual	Vacant	Authorized Positions
Administration	3	0	3
Civilian	21	4	25
Patrol	57	0	57
CID	11	5	16
Narcotics	4	0	4
Special Ops	2	1	3
SRO	69	8	77
Court Services	36	2	38
Training	5	1	6
TOTAL	208	21	229

DETENTION	Actual	Vacant	Authorized Positions
Detention <i>TCI</i>	63	11	74
Detention <i>POST</i>	3	0	3
Civilian <i>Admin</i>	3	0	3
Civilian <i>Booking</i>	9	0	9
Civilian <i>Classification</i>	4	0	4
Civilian <i>Food Services</i>	6	1	7
Civilian <i>Maintenance</i>	3	0	3
TOTAL	91	12	103

Hiring Efforts

WCSO received 30 employment applications in May and progressed 7 of those into the background check stage. There were also 8 hirings in May stemming from previous months' processes: 5 in Detention, 1 in Booking, 1 in Patrol, and 1 Reserve.

Agency Service Activity

CAD Calls for Service	APR	MAY	+/-
	5542	5693	151

Note: Call types are categorized by problem or activity based on initial descriptions provided to Williamson County Emergency Communications. They may not reflect what responding deputies encountered upon arrival.

911 Abandoned Call	24	Escort	4	Speak to Subject	10
911 Open Line	80	FKPD Extra Patrol	2	Structure Fire	3
Abandoned Auto	11	Follow Up Report	51	Suicide Attempt	1
Aircraft Crash	1	Fraud	37	Suicide Completed	1
Alarm / Burglar	159	Harassing Threats	13	Suicide Threats	9
Alarm Holdup/Distress/Panic	10	Harassment	16	Suspicious Activity	16
Animal Bite	1	Information Only	15	Suspicious Person	12
Animal Calls - Law	29	Intoxicated Person	1	Suspicious Vehicle	43
Assault Report - Law Only	19	Missing Person Endangered	1	Test Call Law	1
Assist Another Agency	75	Missing Person Juvenile	5	Theft from Vehicle	3
Attempt to Contact	12	Missing Person over 21	4	Theft in Progress	1
Auto Broken Down	105	MVC Auto	161	Theft Report	21
Auto Theft Report / Recovery	2	MVC Injury	87	Traffic Enforcement	45
Be On The Lookout	41	Narcotics	7	Traffic Stop	1218
Burglary In Progress	1	Noise Complaint	10	Trespassing	10
C.O.P	3	Parking Problem	10	Unknown Trouble	2
Cardiac / Respiratory Arrest	7	Prisoner Transport	110	Unruly Juvenile	1
Check Area	81	Property (Lost Found Damaged)	43	Unwanted Subject	8
Child Abuse	4	Psychological Emergency	8	Vapor Gas Leak / Odor	1
Child Found	1	Pursuit Vehicle	8	Vehicle Fire	5
Citizen Assist	85	Reckless Driver	20	Warrant Service	537
Citizen Transport	1	Road Closures	1	Water Rescue	6
Civil Matter	24	Roadway Hazard	75	WCSO Market Check	97
Civil Standby	4	Search Warrant	2	WCSO Security Check	1684
Disorder	8	Self Initiated Activity	155	WCSO Stationary Observation	239
Disorder Domestic	13	Shooting	1	Welfare Check	53
Disorder w/ Weapon	2	Shooting Report - Law Only	1	Wires_Down	8
Drug Overdose	1	Shots Fired In Area	6	Grand Total	5693

Incident Based Reporting (TIBRS/NIBRS) Current as of 06/10/2024

TCA 38-10-101 mandates the reporting of crime statistics. The Tennessee Incident Based Reporting System (TIBRS) is the method whereby the state collects data on crime incidents and the elements associated with the incident.

TIBRS/NIBRS Offense Overview May 2024	Offense Totals	168
	Number Cleared	104
	Percent Cleared	61.90%
	Total Arrests	227
	Adult Arrests	209
	Juvenile Arrests	18
	Unknown Age	0

TIBRS/NIBRS Agency Crime Summary Current as of 06/10/2024

Group A Offenses	Offenses		Arrests	
	Reported	Cleared	Adult	Juv
Crimes Against Persons				
Murder	0	0	0	0
Negligent Manslaughter	0	0	0	0
Negligent Vehicular Manslaughter	0	0	0	0
Kidnapping/Abduction	0	0	0	0
Forcible Rape	1	0	0	0
Forcible Sodomy	0	0	0	0
Sexual Assault W/Object	1	1	0	0
Forcible Fondling	4	2	1	0
Incest	0	0	0	0
Statutory Rape	0	0	0	0
Aggravated Assault	6	3	2	1
Simple Assault	45	29	4	3
Intimidation	27	18	0	2
Stalking	0	0	0	0
Commercial Sex Acts	0	0	0	0
Involuntary Servitude	0	0	0	0

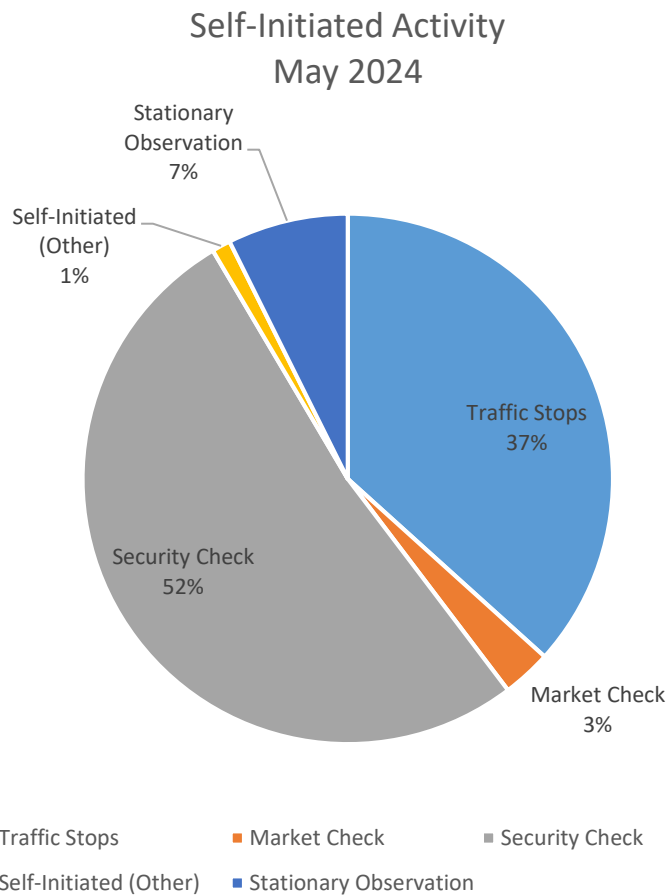
Group A Offenses	Offenses		Arrests	
	Reported	Cleared	Adult	Juv
Crimes Against Society				
Animal Cruelty	0	0	0	0
Drug/Narcotic Violations	30	23	16	6
Drug/Narcotic Equipment Violations	13	9	1	0
Gambling - Betting/Wagering	0	0	0	0
Gambling - Operating/Promoting	0	0	0	0
Gambling - Equipment Violations	0	0	0	0
Gambling - Sports Tampering	0	0	0	0
Pornography/Obscene Material	1	0	0	0
Prostitution	0	0	0	0
Prostitution Assisting/Promoting	0	0	0	0
Purchasing Prostitution	0	0	0	0
Weapon Law Violations	7	6	3	0

Group A Offenses	Offenses		Arrests	
	Reported	Cleared	Adult	Juv
Crimes Against Property				
Arson	0	0	0	0
Bribery	0	0	0	0
Burglary	1	0	0	0
Counterfeiting/Forgery	0	0	0	0
Destruction/Damage/Vandalism	11	6	0	1
Embezzlement	0	0	0	0
Extortion/Blackmail	0	0	0	0
Fraud - False Pretenses	4	0	0	0
Fraud - Credit Card/ATM	0	0	0	0
Fraud - Impersonation	2	1	2	0
Fraud - Welfare	0	0	0	0
Fraud - Wire	0	0	0	0
Fraud - Identity Theft	0	0	0	0
Fraud - Computer Hacking/Invasion	0	0	0	0
Robbery	0	0	0	0
Theft - Pocket-picking	0	0	0	0
Theft - Purse Snatching	0	0	0	0
Theft - Shoplifting	4	3	3	1
Theft From Building	2	1	0	0
Theft From Coin Machine	0	0	0	0
Theft From Motor Vehicle	3	0	0	0
Theft of Motor Vehicle Parts	1	0	0	0
Theft - All Other Larceny	3	1	1	0
Motor Vehicle Theft	1	0	0	0
Stolen Property Offenses	1	1	2	0
TOTAL GROUP A OFFENSES	168	104	35	14

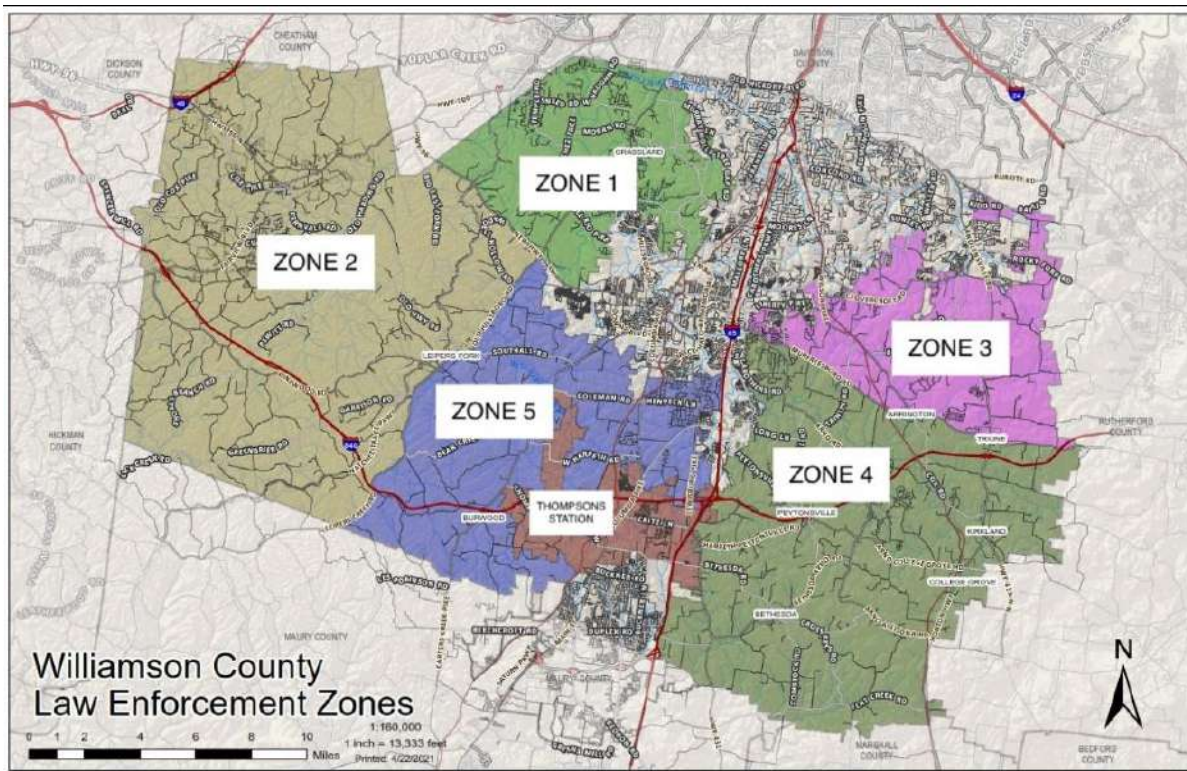
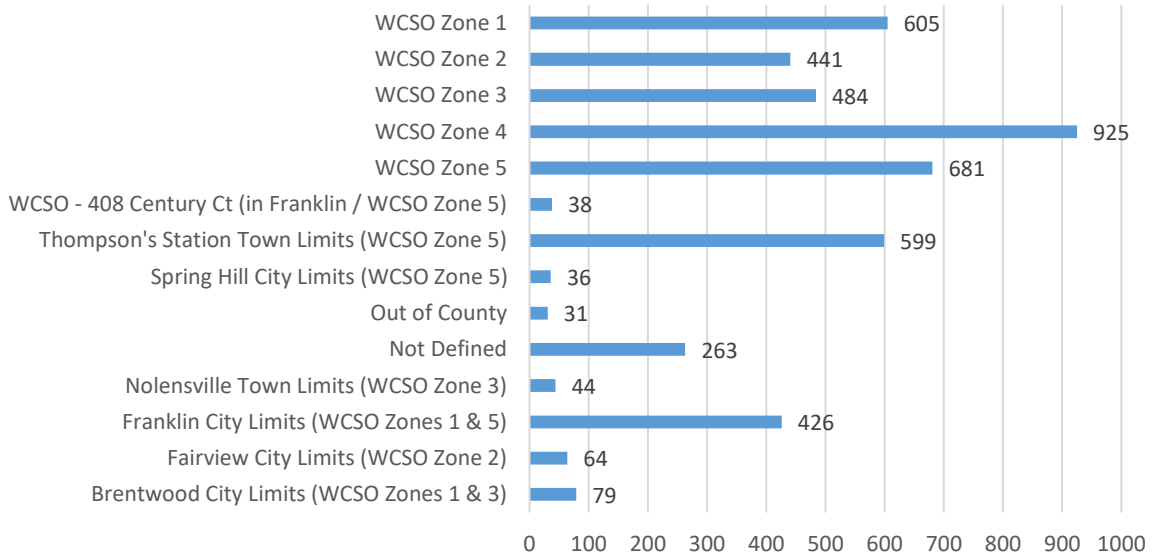
Group B Arrests	Arrests	
	Adult	Juv
Offense		
Bad Checks	0	0
Curfew/Vagrancy	0	0
Disorderly Conduct	0	3
DUI	6	0
Drunkenness	0	0
Family-Non Violent	2	0
Liquor Law Violations	1	0
Peeping Tom	0	0
Trespass	2	0
All Other Offenses	163	1
TOTAL GROUP B ARRESTS	174	4

PATROL/K-9/TRAFFIC

	APR	MAY	+/-
Total WCSO CAD Activity	5542	5693	151
Patrol/K-9/Traffic Activity	4525	4678	153
% Patrol of All Activity	81.65%	82.17%	0.52%
Traffic Stops	1316	1192	-124
Market Check	112	97	-15
Security Check	1583	1684	101
Self-Initiated (Other)	25	37	12
Stationary Observation	234	239	5
Total Patrol Self-Initiated Activity	3270	3249	-21
% Patrol Activity Self-Initiated	72%	69.45%	-2.81%
Avg Response Time Assigned to Arrival	14:49	14:34	-0:15
Avg Response Time Enroute to Arrival	13:11	12:42	-0:29



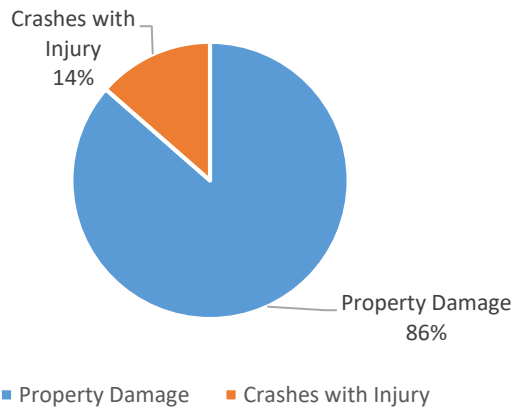
Patrol/K-9/Traffic Activity by Area May 2024



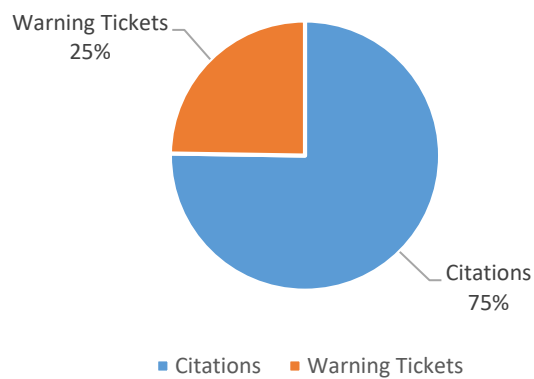
Traffic Efforts, K-9 Utilizations

	APR	MAY	+/-
Crashes Worked by WCSO	101	118	17
Property Damage	85	102	17
Crashes with Injury	16	16	0
DUI Arrests	13	7	-6
Citations Issued	516	456	-60
Warning Tickets Issued	172	150	-22
K-9 Utilizations	11	19	8

Crashes Worked by WCSO
May 2024



Traffic Citations and Warnings
May 2024



INVESTIGATIONS

Criminal Investigations

	ACTIVITY	APR	MAY	+/-
Investigations	New Cases Assigned	31	39	8
	Cases Worked	213	208	-5
	Cases Unfounded	18	10	-8
	Cases Cleared by Exception	7	6	-1
	Cases Cleared by Arrest	4	3	-1
	School Involvements	14	7	-7
Digital Forensics	Devices Submitted to DF Lab	58	67	9
	Data Examined (<i>Terabytes</i>)	4.08	14.19	10.11
Internet Crimes Against Children	ICAC New Cases	9	6	-3
	ICAC Subpoenas Served	1	5	4
	ICAC Search Warrants Executed	3	4	1
Polygraph	Pre-Employment	9	4	-5
	Criminal	0	0	0

Narcotics Unit

	ACTIVITY	APR	MAY	+/-
Narcotics Investigations	Daytime Narcotics Incidents	56	65	9
	After-Hours Narcotics Call-Outs	10	15	5
	Undercover Buy Operations	10	0	-10
	Pending Grand Jury Indictments	13	0	-13
	Search Warrants Executed (<i>Includes Digital Devices</i>)	7	16	9

Investigative Support

	ACTIVITY	APR	MAY	+/-
Crime Analysis	Criminal Intel Requests	21	37	16
	Public Records/Stat Requests/Other	1	5	4
Records	Public Records Requests	81	101	20
	Background Checks	190	109	-81
	Public Fingerprints	42	31	-11
	Expungements Received	92	107	15
	Reports Reviewed or Processed	678	595	-83
Evidence	Cases Processed with Evidence	89	67	-22
	Dash/Body Cam Video Requests	82	38	-44

SPECIAL OPERATIONS

Special Ops personnel participated in the Williamson County Renaissance Festival every weekend in May. They also assisted on a plane crash recovery site for two days, and attended a planning meeting for the upcoming Williamson County Fair.

Aviation

Aviation performed 15 flights including school career days and Franklin Touch-a-Truck, a missing juvenile search, disaster assistance for tornado damage in Maury County, two days of plane crash recovery, and a check on a vehicle in the water.

Aviation	ACTIVITY	APR	MAY	+/-
	Pursuit/Search & Overwatch	2	5	3
	Missing Person Searches	1	1	0
	Patrol and Training	0	1	1
	Assist Other Agencies	0	4	4
	Maintenance & Parts Runs	0	1	1
	Funeral Flyovers	1	0	-1
	School or Public Events	6	3	-3
	Parades	0	0	0
	Water Rescues	0	1	1
	Avionics Meetings	0	0	0
	Total Flights	10	15	5
	Total Flight Mission Objectives	10	16	6

SWAT, Swift Water, and Crisis Negotiations

SWAT had one callout for a search warrant service and responded to Maury County for the tornado damage that occurred on 05/08/2024.

Swift Water Rescue Team responded for two water rescues in College Grove on 05/08/2024 and additional rescues on 05/09/2024 in areas of Trinity Rd, Moran Rd, and Blazer Rd.

Crisis Negotiators had no activations but held monthly team training.

SCHOOL RESOURCE OFFICERS (SRO) & CRIME PREVENTION

SRO Activity

MAY 2024

SRO ACTIVITIES	SYSTEM	ELEM	MIDDLE	HIGH	TOTAL
Special Event Security and Attendance	WCS	46	45	35	126
	FSSD	13	3	N/A	16
Faculty Assistance	WCS	959	506	469	1934
	FSSD	103	33	N/A	136
Student Assistance	WCS	1213	304	373	1890
	FSSD	95	38	N/A	133
Classroom Lectures	WCS	2	0	1	3
	FSSD	0	2	N/A	2
Reported Offenses	WCS	2	14	27	43
	FSSD	0	10	N/A	10
In-School Arrests	WCS	0	3	12	15
	FSSD	0	0	N/A	0
Other Activities	WCS	378	198	319	895
	FSSD	50	18	N/A	68

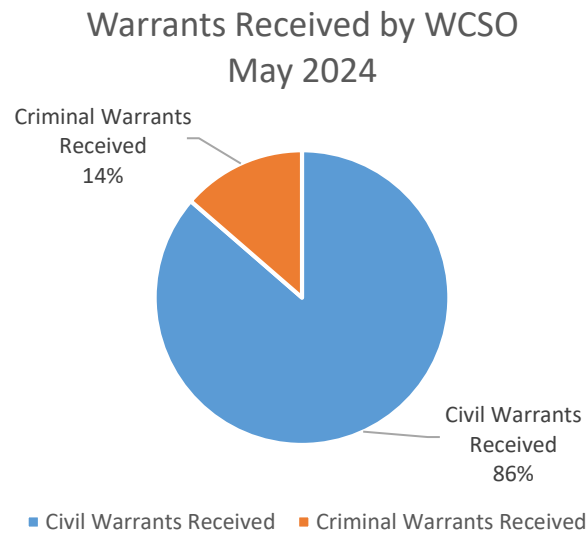
Crime Prevention

57 hours were dedicated to community immersion with another education-heavy schedule focused on both internet and general public safety and awareness to send kids off for a safe and fun summer. The lectures received positive feedback and each school visited requested the lectures continue next school year. In neighborhood involvements, Laurelbrooke held their monthly Neighborhood Watch meeting and Stonebridge held an initial Neighborhood Watch meeting due to a recent residential burglary. Attendees were very receptive to establishing the program and are now working towards phase 2 of implementation.

The WCSO community education booth was present at two large community events in May. Honor the Fallen 5K was held on May 11th in The Grove with over 200 participants where our booth handed out gifts to all runners and residents in attendance. Down in the Dirt Family Night for Franklin Rodeo was held on May 15th at the Williamson County Ag Expo Park where attendees interacted and took photos with us. All Williamson County Convenience Centers are visited each month to restock personal litter bags and check the condition of the boxes.

COURT SERVICES

	ACTIVITY	APR	MAY	+/-
Court Services	Court Dockets	158	135	-23
	Inmates Before the Court	565	364	-201
	Out of County Transports	131	66	-65
	Warrants Served	94	86	-8
	Mental Health Transports	22	23	1
	Out of State Extraditions	4	7	3
	Warrants	Civil Warrants Received	1515	1401
Civil Warrants Served		1405	1472	67
Orders of Protection Served		30	21	-9
Out of County Transports		18	12	-6
Subjects Arrested		81	56	-25
Criminal Warrants Received		253	221	-32
Warrants Served - Division		96	76	-20
Warrants Served - Agency		216	215	-1
Active Criminal Warrants		5693	5637	-56

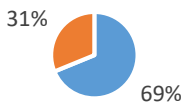


Civil Warrants also facilitated a Sheriff's Sale, and our Criminal Warrants/US Marshals Service Task Force member made 3 arrests in task force efforts (included in the overall division totals).

DETENTION

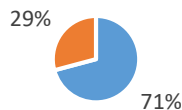
	ACTIVITIES	APR	MAY	+/-
Population	Average Daily Pop	318	319	1
	Avg Male Pop	261	258	-3
	Avg Female Pop	57	62	5
Bookings	Total Booked	629	635	6
	Males Booked	444	437	-7
	Females Booked	185	198	13
Releases	Total Released	617	614	-3
	Males Released	429	435	6
	Females Released	188	179	-9
Warrant Service	Warrants Served by Detention	72	34	-38
Medical	Dental Visits	4	8	4
	Doctor Appts & Procedures	16	19	3
	In-House Provider Visits	37	41	4
Kitchen	Total Meals Served <i>(includes Juvenile Detention)</i>	30,948	33,038	2090
	Avg Meal Cost per Meal	\$2.09	\$2.07	-\$0.02
	Avg Meal Cost per Inmate per Day	\$5.61	\$6.21	\$0.60
Detention Transports	Total Transports	21	23	2
	Scheduled	14	18	4
	Emergency/Unscheduled	7	5	-2
	Total Staff Hours	53	48	-5
Litter Grant	Total Workers Utilized	74	80	6
	Dump Sites Removed	1	3	2
	Litter Collected <i>(lbs)</i>	4,460	6,100	1640
	Recycling Collected <i>(lbs)</i>	190	705	515
	County Roads Cleaned <i>(miles)</i>	16.3	24.2	7.9
	State Roads Cleaned <i>(miles)</i>	8.8	8.4	-0.4
	Cemeteries Cleaned/Mowed	18	15	-3

Detention Bookings
May 2024



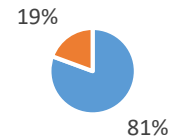
■ Males Booked ■ Females Booked

Detention Releases
May 2024



■ Males Released ■ Females Released

Population Averages
May 2024



■ Avg Male Pop ■ Avg Female Pop

TRAINING

TRAINING EVENT	ATTENDEES		+/-
	APR	MAY	
Agency Hosted Training (40 HRS)	9	0	-9
Agency Hosted Training (9 HRS)	0	11	11
Annual Firearms, Red Dot Transition (16 HRS)	29	0	-29
Annual Rifle (8 HRS)	0	0	0
Basic GLOCK Operator's Course (32 HRS)	0	0	0
Basic Rifle Operator's Course (24 HRS)	0	3	3
Continuing Ed (8 HRS/Day)	0	0	0
Detention Training Academy (80 HRS)	12	10	-2
Emergency Vehicle Operations (2 HRS)	0	13	13
Glock Swap (2 HRS)	0	0	0
New Handgun Issue (1 HR)	2	1	-1
Open Range (4 HRS)	11	11	0
Outside of the Agency Training (Varied)	10	0	-10
P.O.S.T. In-Service (24 HRS)	58	0	-58
Remedial Firearms Training (8 HRS)	2	3	1
Staff Continuing Education Training (Varied)	1	1	0
SWAT (10 HRS)			
Swift Water (8 HRS)			
T.C.I. In-Service (40 HRS)			
Total Personnel Trained	134	53	-81
Total Training Hours	3238	1066	2172

Training Lieutenant Nikki Shaver graduated from FBI National Academy Class 290 on 06/06/2024. Several members of our office attended the graduation to support and celebrate her. Lt. Shaver returns to our offices with expanded knowledge, practices, and relationships with law enforcement across the country and the world.

Prepared: 06/10/2024 by Crime Analyst L. Tate

Sources: Central Square CAD, Southern Software RMS (records management system) and JMS (jail management system), TITAN (Tennessee Integrated Traffic Analysis Network) repository, Crime Insight (Tennessee Crime Online Statistics Website/TIBRS repository), as well as WCSO division command staff and additional personnel.