

## WCSO Monthly Activity Report: MARCH 2024

### Staffing Table

SHERIFF'S OFFICE	Actual	Vacant	Authorized Positions
Administration	3	0	3
Civilian	22	3	25
Patrol	55	2	57
CID	12	4	16
Narcotics	4	0	4
Special Ops	2	1	3
SRO	69	8	77
Court Services	34	4	38
Training	5	1	6
<b>TOTAL</b>	<b>206</b>	<b>23</b>	<b>229</b>

DETENTION	Actual	Vacant	Authorized Positions
Detention <i>TCI</i>	60	13	73
Detention <i>POST</i>	3	0	3
Civilian <i>Admin</i>	3	0	3
Civilian <i>Booking</i>	8	2	10
Civilian <i>Classification</i>	4	0	4
Civilian <i>Food Services</i>	6	1	7
Civilian <i>Maintenance</i>	3	0	3
<b>TOTAL</b>	<b>87</b>	<b>16</b>	<b>103</b>

Agency Service Activity

**CAD Calls for Service: 5362**

Note: Call types are categorized by problem or activity based on initial descriptions provided to Williamson County Emergency Communications. They may not reflect what responding deputies encountered upon arrival.

911 Abandoned Call	24	Drug Overdose	2	Search Warrant	2
911 Misdialed	1	Escort	7	Self Initiated Activity	124
911 Open Line	42	Explosives Recovery	1	Shots Fired In Area	3
Abandoned Auto	10	Follow Up Report	33	Speak to Subject	4
Alarm / Burglar	124	Fraud	29	Special Assignment	1
Alarm Holdup/Distress/Panic	16	Harassing Threats	12	Structure Fire	11
Animal Calls - Law	31	Harassment	7	Suicide Attempt	1
Animal Control Only	2	Indecent Exposure	1	Suicide Completed	1
Assault EMS Needed	1	Information Only	11	Suicide Threats	2
Assault Report - Law Only	12	Intoxicated Person	1	Suspicious Activity	14
Assist Another Agency	50	Kidnapping	1	Suspicious Person	16
Attempt to Contact	12	Locked In Vehicle	1	Suspicious Vehicle	43
Auto Broken Down	91	Missing Person Endangered	1	Theft Report	15
Auto Theft Report / Recovery	1	Missing Person Juvenile	4	Traffic Enforcement	10
Be On The Lookout	34	Missing Person over 21	1	Traffic Stop	1389
Burglary Attempt	1	MVC Auto	109	Trespassing	12
Burglary In Progress	3	MVC Injury	58	Unknown Trouble	2
Burglary Report	3	Narcotics	10	Unruly Juvenile	6
Cardiac / Respiratory Arrest	8	Noise Complaint	3	Unwanted Subject	4
Check Area	60	NVPD Stationary Observation	1	Vehicle Fire	6
Child Abuse	1	Open Door	1	Warrant Service	453
Child Found	1	Parking Problem	7	WCSO Market Check	71
Citizen Assist	88	Prisoner Transport	96	WCSO Security Check	1725
Civil Matter	17	Property (Lost Found Damaged)	43	WCSO Stationary Observation	223
Civil Standby	9	Psychological Emergency	9	Welfare Check	52
Disorder	7	Pursuit Vehicle	4	Wires Down	2
Disorder Domestic	13	Reckless Driver	23	<b>Grand Total</b>	<b>5362</b>
Disorder w/ Weapon	2	Roadway Hazard	30		

Incident Based Reporting (TIBRS/NIBRS)

TCA 38-10-101 mandates the reporting of crime statistics. The Tennessee Incident Based Reporting System (TIBRS) is the method whereby the state collects data on crime incidents and the elements associated with the incident.

<b>TIBRS/NIBRS Offense Overview</b>	<b>Offense Totals</b>	<b>146</b>
	<b>Number Cleared</b>	<b>79</b>
	<b>Percent Cleared</b>	<b>54.11%</b>
	<b>Total Arrests</b>	<b>205</b>
	<b>Adult Arrests</b>	<b>182</b>
	<b>Juvenile Arrests</b>	<b>23</b>
	<b>Unknown Age</b>	<b>0</b>

TIBRS/NIBRS Agency Crime Summary Current as of 04/12/2024

Group A Offenses	Offenses		Arrests	
	Reported	Cleared	Adult	Juv
<b>Crimes Against Persons</b>				
Murder	0	0	0	0
Negligent Manslaughter	0	0	0	0
Negligent Vehicular Manslaughter	0	0	0	0
Kidnapping/Abduction	1	1	1	0
Forcible Rape	0	0	0	0
Forcible Sodomy	0	0	0	0
Sexual Assault W/Object	0	0	0	0
Forcible Fondling	3	0	0	0
Incest	0	0	0	0
Statutory Rape	0	0	0	0
Aggravated Assault	3	1	1	0
Simple Assault	25	17	5	8
Intimidation	22	12	2	2
Stalking	0	0	0	0
Commercial Sex Acts	0	0	0	0
Involuntary Servitude	0	0	0	0

Group A Offenses	Offenses		Arrests	
	Reported	Cleared	Adult	Juv
<b>Crimes Against Property</b>				
Arson	0	0	0	0
Bribery	0	0	0	0
Burglary	2	1	0	0
Counterfeiting/Forgery	2	1	1	0
Destruction/Damage/Vandalism	5	1	1	2
Embezzlement	0	0	0	0
Extortion/Blackmail	1	0	0	0
Fraud - False Pretenses	10	0	0	0
Fraud - Credit Card/ATM	0	0	0	0
Fraud - Impersonation	2	1	1	0
Fraud - Welfare	0	0	0	0
Fraud - Wire	1	0	0	0
Fraud - Identity Theft	0	0	0	0
Fraud - Computer Hacking/Invasion	0	0	0	0
Robbery	0	0	0	0
Theft - Pocket-picking	0	0	0	0
Theft - Purse Snatching	0	0	0	0
Theft - Shoplifting	5	4	4	1
Theft From Building	3	0	0	0
Theft From Coin Machine	0	0	0	0
Theft From Motor Vehicle	1	0	0	0
Theft of Motor Vehicle Parts	1	0	0	0
Theft - All Other Larceny	4	0	0	0
Motor Vehicle Theft	1	1	1	0
Stolen Property Offenses	0	0	0	0

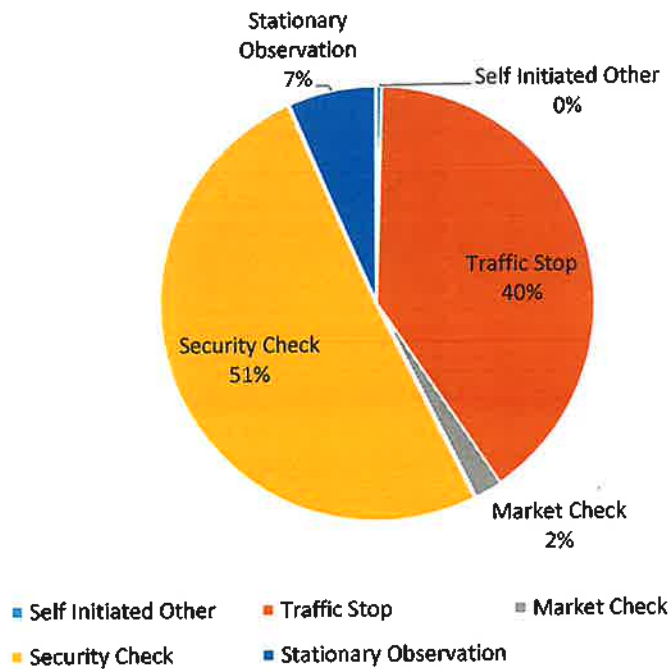
Group A Offenses	Offenses		Arrests	
	Reported	Cleared	Adult	Juv
<b>Crimes Against Society</b>				
Animal Cruelty	0	0	0	0
Drug/Narcotic Violations	34	23	21	8
Drug/Narcotic Equipment Violations	18	15	1	0
Gambling - Betting/Wagering	0	0	0	0
Gambling - Operating/Promoting	0	0	0	0
Gambling - Equipment Violations	0	0	0	0
Gambling - Sports Tampering	0	0	0	0
Pornography/Obscene Material	1	0	0	0
Prostitution	0	0	0	0
Prostitution Assisting/Promoting	0	0	0	0
Purchasing Prostitution	0	0	0	0
Weapon Law Violations	1	1	1	0
<b>TOTAL GROUP A OFFENSES</b>	<b>146</b>	<b>79</b>	<b>40</b>	<b>21</b>

Group B Arrests	Arrests	
	Adult	Juv
<b>Offense</b>		
Bad Checks	0	0
Curfew/Vagrancy	0	0
Disorderly Conduct	0	2
DUI	3	0
Drunkenness	1	0
Family-Non Violent	4	0
Liquor Law Violations	0	0
Peeping Tom	0	0
Trespass	1	0
All Other Offenses	133	0
<b>TOTAL GROUP B ARRESTS</b>	<b>142</b>	<b>2</b>

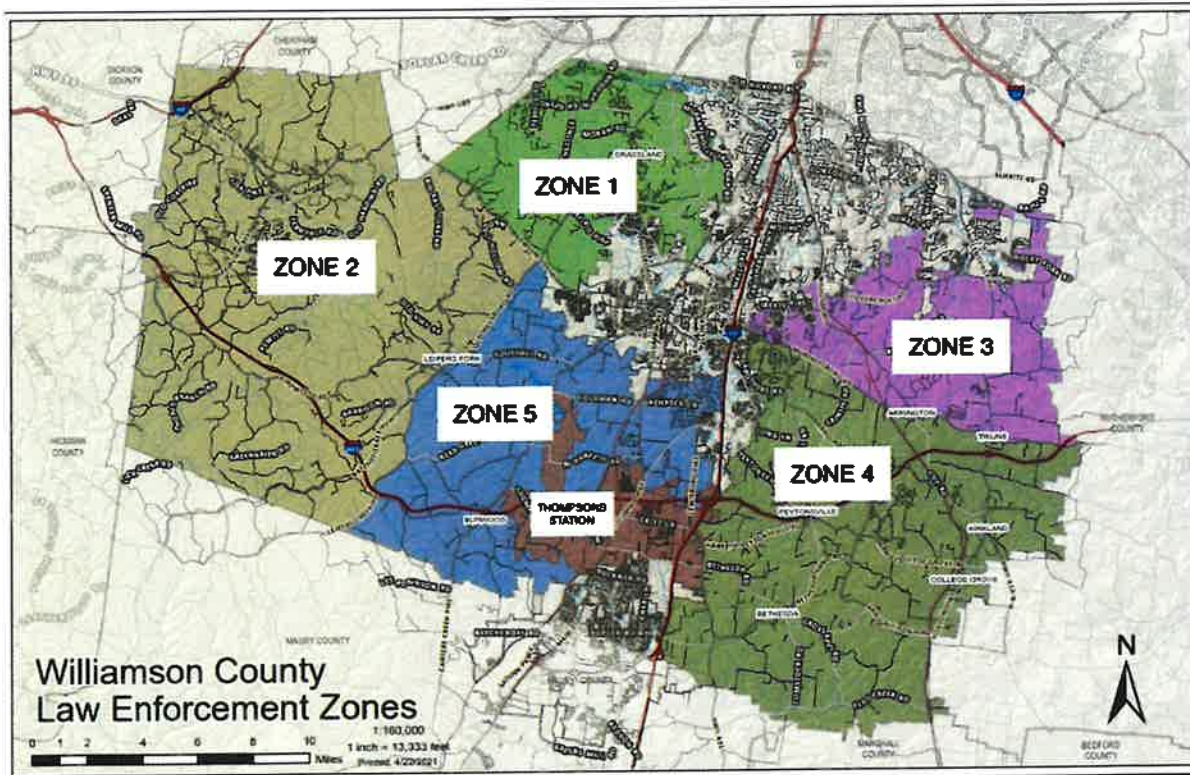
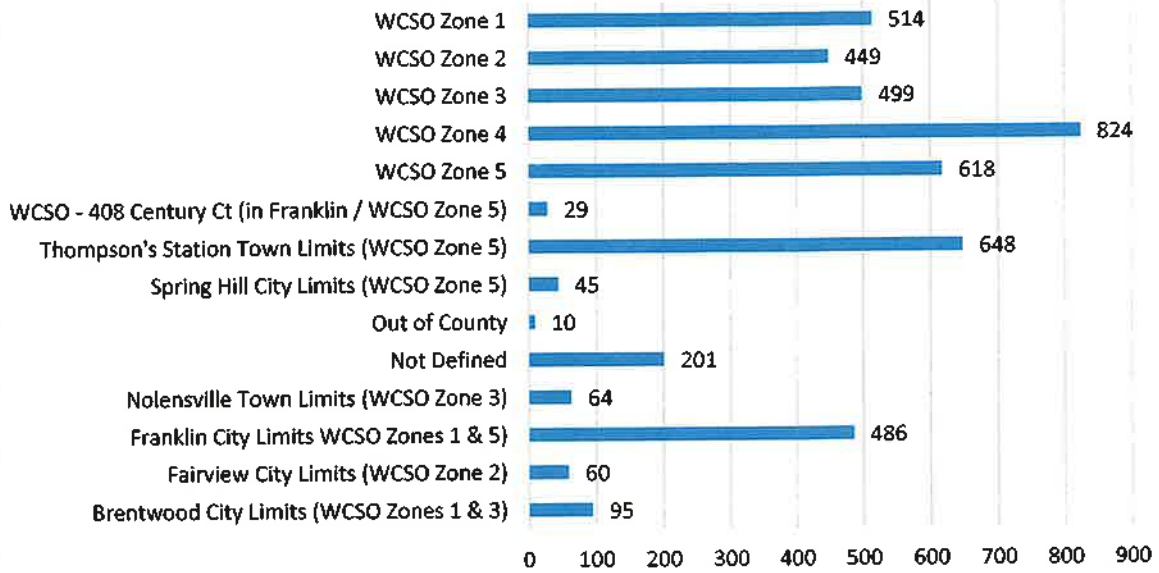
# PATROL/K-9/TRAFFIC

<b>Total WCSO CAD Activity</b>	5362
<b>Patrol/K-9/Traffic Activity</b>	4513
<b>% Patrol of All Activity</b>	84%
<b>Patrol Self-Initiated Activity</b>	3397
<b>Traffic Stops</b>	1363
<b>Market Check</b>	71
<b>Security Check</b>	1725
<b>Self-Initiated (Other)</b>	15
<b>Stationary Observation</b>	223
<b>% Patrol Activity Self-Initiated</b>	75%
<b>Avg Response Time Assigned to Arrived</b>	14:35
<b>Avg Response Time Enroute to Arrived</b>	13:07

## Self-Initiated Activity



### Patrol/K-9/Traffic Activity by Area

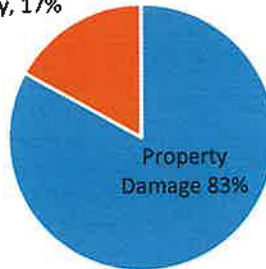


Traffic Efforts, K-9 Utilizations

<b>Crashes Worked by WCSO</b>	<b>77</b>
<b>Property Damage</b>	<b>64</b>
<b>Crashes with Injury</b>	<b>13</b>
<b>DUI Arrests</b>	<b>4</b>
<b>Citations Issued</b>	<b>520</b>
<b>Warning Tickets Issued</b>	<b>130</b>
<b>K-9 Utilizations</b>	<b>9</b>

### Crashes Worked by WCSO

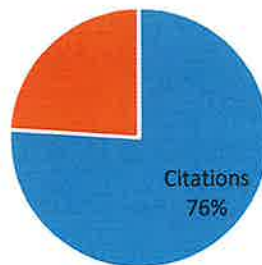
Crashes with Injury, 17%



■ Property Damage ■ Crashes with Injury

### Traffic Citations and Warnings

Warning Tickets 24%



■ Citations ■ Warning Tickets

## INVESTIGATIONS

### Criminal Investigations

Investigations	New Cases Assigned	32
	Cases Worked	215
	Cases Unfounded	10
	Cases Cleared by Exception	10
	Cases Cleared by Arrest	5
	School Involvements	10
Digital Forensics	Devices Submitted to DF Lab	28
	Data Examined (Terabytes)	25.48
Internet Crimes Against Children	ICAC New Cases	12
	ICAC Subpoenas Served	5
	ICAC Search Warrants Executed	4
Polygraph	Pre-Employment	9
	Criminal	0

### Narcotics Unit

Narcotics Investigations	Daytime Narcotics Incidents	53
	After-Hours Narcotics Call-Outs	16
	Undercover Buy Operations	12
	Pending Grand Jury Indictments	15
	Search Warrants Executed (Includes Digital Devices)	8

### Investigative Support

Crime Analysis, Records, and Evidence work in coordination with investigations.

Crime Analysis	Criminal Intel Requests	19
	Public Records/Stat Requests	3
Records	Public Records Requests	84
	Background Checks	85
	Public Fingerprints	23
	Expungements Received	118
	Reports Reviewed or Processed	514
Evidence	Cases Processed with Evidence	44
	Dash/Body Cam Video Requests	40

## SPECIAL OPERATIONS

### Aviation

Aviation performed 11 flights, some of them serving multiple purposes (listed below).

<b>Aviation Activities</b>	<b>Pursuit/Search &amp; Overwatch</b>	<b>4</b>
	<b>Missing Person Searches</b>	
	<b>Patrol and Training</b>	<b>5</b>
	<b>Assist Other Agencies</b>	<b>1</b>
	<b>Maintenance &amp; Parts Runs</b>	
	<b>Funeral Flyovers</b>	
	<b>School or Public Events</b>	<b>3</b>
	<b>Parades</b>	
	<b>Water Rescues</b>	
	<b>Avionics Meetings</b>	
	<b>Total Flights</b>	<b>11</b>
	<b>Total Flight Mission Objectives</b>	<b>13</b>

### SWAT, Swift Water, and Crisis Negotiations

SWAT had one planned activation in coordination with a Narcotics search warrant. They held two monthly training days.

Swift Water held tryouts for open team positions on March 22<sup>nd</sup> and selected two new members from five applicants. They also had monthly group training.

Negotiators had no activations but held monthly group training.



## SCHOOL RESOURCE OFFICERS (SRO) & CRIME PREVENTION

### SRO Activity

Activities	System	Elem	Middle	High	TOTAL
Special Event Security and Attendance	WCS	64	57	76	197
	FSSD	0	10		10
Faculty Assistance	WCS	829	517	432	1778
	FSSD	34	46		80
Student Assistance	WCS	774	289	362	1425
	FSSD	30	47		77
Classroom Lectures	WCS	9	3	0	12
	FSSD	0	0		0
Reported Offenses	WCS	1	10	46	57
	FSSD	0	1		1
In-School Arrests	WCS	0	1	26	27
	FSSD	0	0		0
Other Activities	WCS	369	238	254	861
	FSSD	113	26		139

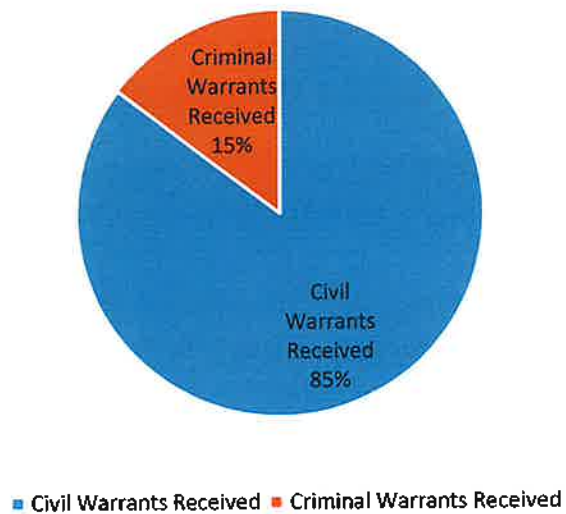
### Crime Prevention

Deputy Taylor spent 25 hours on school lectures and events at elementary and middle schools, as well as with a local Boy Scout troop. Internet safety has become the most requested lesson by the elementary schools for the academic year. He also attended a monthly neighborhood watch meeting, and the monthly Crimestoppers board meeting. He spent an additional 11 hours visiting and restocking the Williamson County Convenience Centers with small personal litterbags for the public.

## COURT SERVICES

<b>Court Services</b>	<b>Court Dockets</b>	117
	<b>Inmates Before the Court</b>	422
	<b>Out of County Transports</b>	79
	<b>Warrants Served</b>	81
	<b>Mental Health Transports</b>	20
	<b>Out of State Extraditions</b>	7
<b>Warrants</b>	<b>Civil Warrants Received</b>	1357
	<b>Civil Warrants Served</b>	1512
	<b>Orders of Protection Served</b>	16
	<b>Out of County Transports</b>	4
	<b>Subjects Arrested</b>	50
	<b>Criminal Warrants Received</b>	234
	<b>Warrants Served - Division</b>	80
	<b>Warrants Served - Agency</b>	220
	<b>Active Criminal Warrants</b>	5741

Warrants Received by WCSO

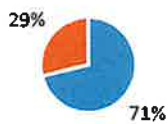


## DETENTION

Litter Crew participated in the community cleanup event *Trashercise* on March 2, 2024. The Leiper's Fork event is part of a statewide campaign founded by a Leiper's Fork resident sixteen years ago, and celebrates Keep Tennessee Beautiful.

Population	Average Daily Pop	311
	Avg Male Pop	252
	Avg Female Pop	59
Bookings	Total Booked	590
	Males Booked	421
	Females Booked	169
Releases	Total Released	596
	Males Released	427
	Females Released	169
Medical	Dental Visits	4
	Doctor Appts & Procedures	13
	In-House Provider Visits	52
Kitchen	Total Meals Served <i>(includes Juvenile Detention)</i>	31878
	Avg Meal Cost per Meal	\$1.86
	Avg Meal Cost per Inmate per Day	\$5.61
Detention Transports	Total Transports	18
	Scheduled	12
	Emergency/Unscheduled	6
	Total Staff Hours	446.5
Litter Grant	Total Workers Utilized	113
	Dump Sites Removed	3
	Litter Collected <i>(lbs)</i>	14885
	Recycling Collected <i>(lbs)</i>	3975
	County Roads Cleaned <i>(miles)</i>	36.3
	State Roads Cleaned <i>(miles)</i>	7
	Cemeteries Cleaned	13

Monthly Detention Bookings



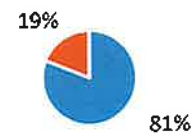
■ Males Booked ■ Females Booked

Monthly Detention Releases



■ Males Released ■ Females Released

Monthly Detention Population Averages



■ Avg Male Pop ■ Avg Female Pop

## TRAINING

TRAINING COURSES	ATTENDEES
Basic Glock (32 HRS)	6
Glock Swap (2 HRS)	69
RDS Transition (16 HRS)	83
SWAT (10 HRS)	25
Swift Water (8 HRS)	10
Continuing Ed (8 HRS/DAY)	6
Basic Rifle (24 HRS)	6
Rifle (8 HRS)	0
TCI In-Service (40 HRS)	12
POST In-Service (32 HRS)	0
Open Range (4 HRS)	8
<b>Monthly Total Attendees</b>	<b>225</b>
<b>Combined Training Hours</b>	<b>2852</b>

Prepared: 04/12/2024 by Crime Analyst L. Tate

Sources: Central Square CAD, Southern Software RMS (records management system) and JMS (jail management system), TITAN (Tennessee Integrated Traffic Analysis Network) repository, Crime Insight (Tennessee Crime Online Statistics Website/TIBRS repository), as well as WCSC division command staff and additional personnel.