

WCSO Monthly Activity Report: JUNE 2024

Staffing Table

Note: these staffing tables include nine new "vacant" positions that will be available after July 1st (four in Patrol and five in SRO).

SHERIFF'S OFFICE	Actual	Vacant	Authorized Positions
Administration	3	0	3
Civilian	22	3	25
Patrol	56	5	61
CID	11	5	16
Narcotics	4	0	4
Special Ops	2	1	3
SRO	69	13	82
Court Services	33	5	38
Training	5	1	6
TOTAL	205	33	238

DETENTION	Actual	Vacant	Authorized Positions
Detention <i>TCI</i>	59	15	74
Detention <i>POST</i>	3	0	3
Civilian <i>Admin</i>	3	0	3
Civilian <i>Booking</i>	9	0	9
Civilian <i>Classification</i>	4	0	4
Civilian <i>Food Services</i>	6	1	7
Civilian <i>Maintenance</i>	3	0	3
TOTAL	87	16	103

Hiring Efforts

WCSO received 30 employment applications in June and progressed eight of those into the background check stage. There were also two people hired in June from applications submitted and processed in previous months.

Agency Service Activity

CAD Calls for Service	JAN	FEB	MAR	APR	MAY	JUN	+/-	YTD
	5318	5206	5362	5542	5693	5590	-103	32711

Note: Call types are categorized by problem or activity based on initial descriptions provided to Williamson County Emergency Communications. They may not reflect what responding deputies encountered upon arrival.

911 Abandoned Call	37	Disorder	9	Roadway Hazard	59
911 Misdeal	1	Disorder Domestic	14	Self Initiated Activity	49
911 Open Line	100	Disorder w/ Weapon	3	Shots Fired In Area	5
911 Transferred Call	1	Drug Overdose	2	Speak to Subject	12
Abandoned Auto	7	Escort	7	Special Assignment	1
Alarm / Burglar	126	FKPD Extra Patrol	1	Stalking	1
Alarm Holdup/Distress/Panic	9	Follow Up Report	41	Structure Fire	5
Animal Bite	2	Fraud	22	Suicide Attempt	2
Animal Calls - Law	24	Harassing Threats	11	Suicide Threats	5
Assault Domestic	1	Harassment	16	Suspicious Activity	16
Assault EMS Needed	2	Hostage Situation	1	Suspicious Person	10
Assault Report - Law Only	7	Information Only	2	Suspicious Vehicle	32
Assist Another Agency	64	Intoxicated Person	7	Theft from Vehicle	4
Attempt to Contact	9	Machinery Accident	1	Theft Report	11
Auto Broken Down	87	Missing Person Juvenile	1	Traffic Enforcement	2
Auto Theft Report / Recovery	3	Missing Person over 21	1	Traffic Stop	1592
Be On The Lookout	32	MVC Auto	104	Trespassing	8
Burglary Attempt	2	MVC Injury	66	Unknown Trouble	2
Burglary In Progress	3	Narcotics	4	Unwanted Subject	5
Burglary Report	5	Noise Complaint	4	Vapor Gas Leak / Odor	3
C.O.P	2	Open Door	2	Vehicle Fire	2
Cardiac / Respiratory Arrest	6	Parking Problem	6	Warrant Service	556
Check Area	57	Prisoner Transport	119	WCSO Market Check	99
Child Abuse	1	Property (Lost Found Damaged)	47	WCSO Security Check	1649
Citizen Assist	89	Psychological Emergency	8	WCSO Stationary Observation	155
Civil Matter	28	Pursuit Vehicle	7	Welfare Check	47
Civil Standby	11	Reckless Driver	29	Wires_Down	7
				Grand Total	5590

Incident Based Reporting (TIBRS/NIBRS) Current as of 07/08/2024

TCA 38-10-101 mandates the reporting of crime statistics. The Tennessee Incident Based Reporting System (TIBRS) is the method whereby the state collects data on crime incidents and the elements associated with the incident.

TIBRS/NIBRS Offense Overview June 2024	Offense Totals	135
	Number Cleared	82
	Percent Cleared	60.74%
	Total Arrests	205
	Adult Arrests	204
	Juvenile Arrests	1
	Unknown Age	0

Group A Offenses	Offenses		Arrests	
	Reported	Cleared	Adult	Juv
Crimes Against Persons				
Murder	0	0	0	0
Negligent Manslaughter	0	0	0	0
Negligent Vehicular Manslaughter	0	0	0	0
Kidnapping/Abduction	1	1	1	0
Forcible Rape	1	0	0	0
Forcible Sodomy	1	0	0	0
Sexual Assault W/Object	0	0	0	0
Forcible Fondling	0	0	0	0
Incest	0	0	0	0
Statutory Rape	0	0	0	0
Aggravated Assault	3	2	2	0
Simple Assault	23	10	5	0
Intimidation	4	4	0	0
Stalking	1	0	0	0
Commercial Sex Acts	0	0	0	0
Involuntary Servitude	0	0	0	0

Group A Offenses	Offenses		Arrests	
	Reported	Cleared	Adult	Juv
Crimes Against Society				
Animal Cruelty	0	0	0	0
Drug/Narcotic Violations	42	34	40	0
Drug/Narcotic Equipment Violations	25	21	3	0
Gambling - Betting/Wagering	0	0	0	0
Gambling - Operating/Promoting	0	0	0	0
Gambling - Equipment Violations	0	0	0	0
Gambling - Sports Tampering	0	0	0	0
Pornography/Obscene Material	1	0	0	0
Prostitution	0	0	0	0
Prostitution Assisting/Promoting	0	0	0	0
Purchasing Prostitution	0	0	0	0
Weapon Law Violations	4	4	2	0

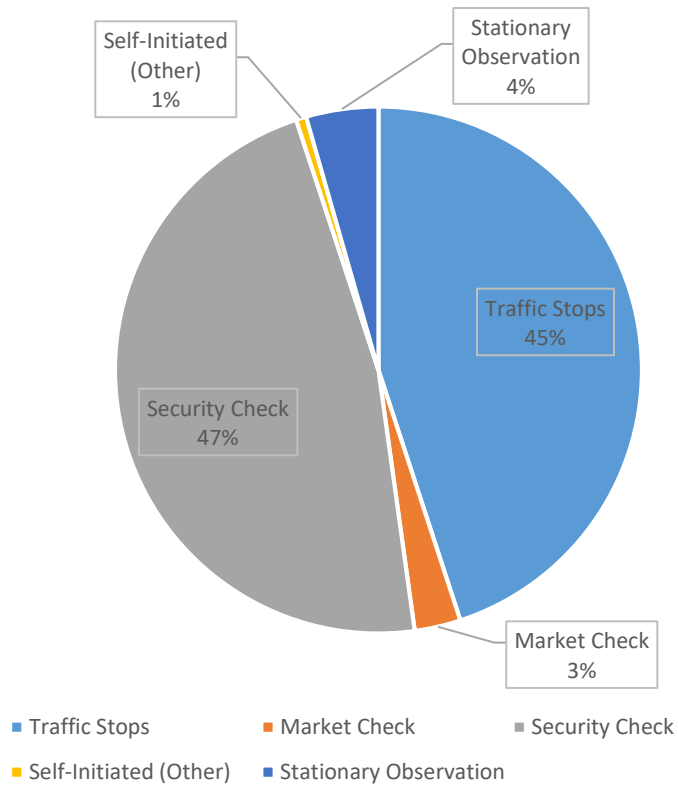
Group A Offenses	Offenses		Arrests	
	Reported	Cleared	Adult	Juv
Crimes Against Property				
Arson	0	0	0	0
Bribery	0	0	0	0
Burglary	2	0	0	0
Counterfeiting/Forgery	1	1	1	0
Destruction/Damage/Vandalism	6	1	0	0
Embezzlement	0	0	0	0
Extortion/Blackmail	0	0	0	0
Fraud - False Pretenses	4	0	0	0
Fraud - Credit Card/ATM	1	0	0	0
Fraud - Impersonation	1	1	1	0
Fraud - Welfare	0	0	0	0
Fraud - Wire	0	0	0	0
Fraud - Identity Theft	0	0	0	0
Fraud - Computer Hacking/Invasion	0	0	0	0
Robbery	0	0	0	0
Theft - Pocket-picking	0	0	0	0
Theft - Purse Snatching	0	0	0	0
Theft - Shoplifting	2	2	3	0
Theft From Building	1	0	0	0
Theft From Coin Machine	0	0	0	0
Theft From Motor Vehicle	5	0	0	0
Theft of Motor Vehicle Parts	1	0	0	0
Theft - All Other Larceny	4	1	0	0
Motor Vehicle Theft	1	0	0	0
Stolen Property Offenses	0	0	0	0
TOTAL GROUP A OFFENSES	135	82	58	0

Group B Arrests	Arrests	
	Adult	Juv
Offense		
Bad Checks	0	0
Curfew/Vagrancy	0	0
Disorderly Conduct	1	1
DUI	2	0
Drunkenness	2	0
Family-Non Violent	7	0
Liquor Law Violations	0	0
Peeping Tom	0	0
Trespass	0	0
All Other Offenses	134	0
TOTAL GROUP B ARRESTS	146	1

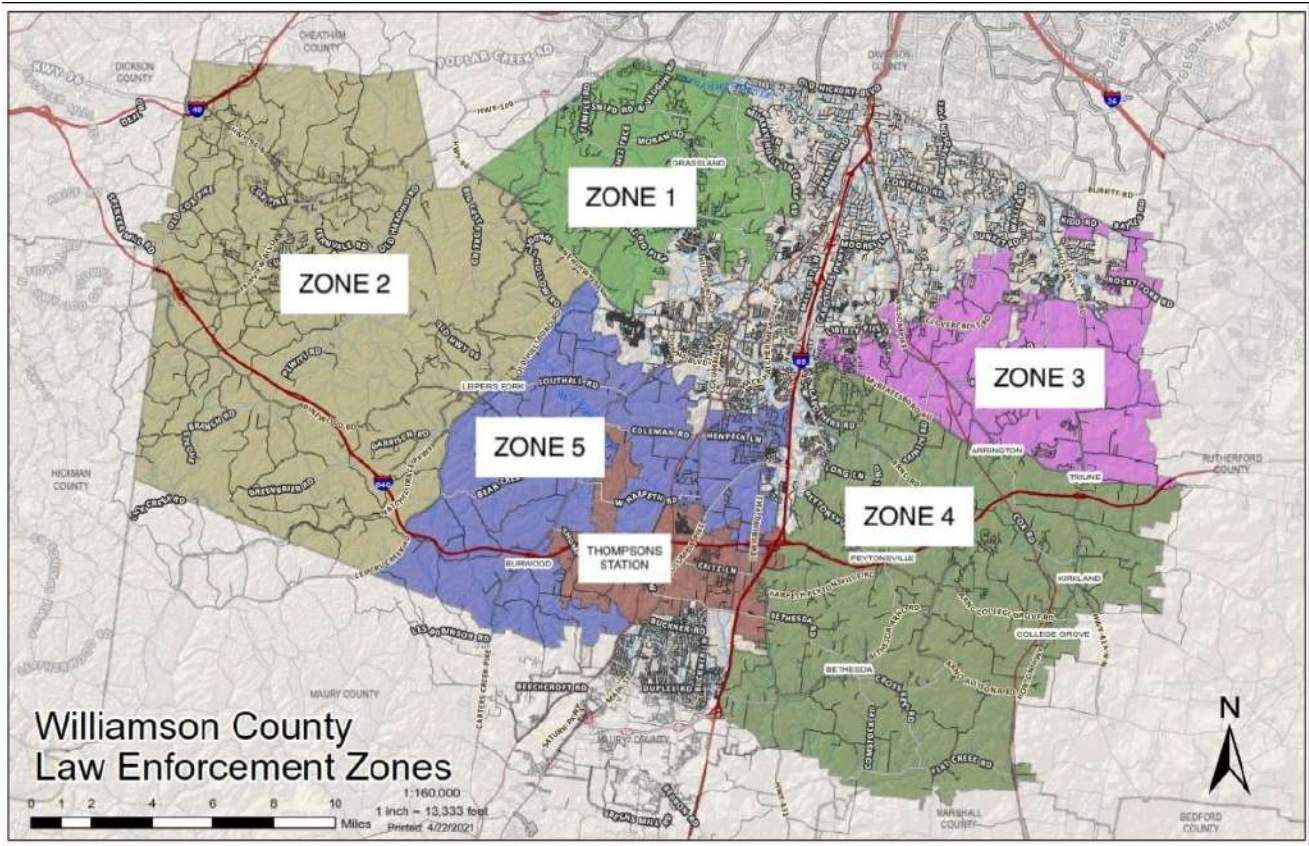
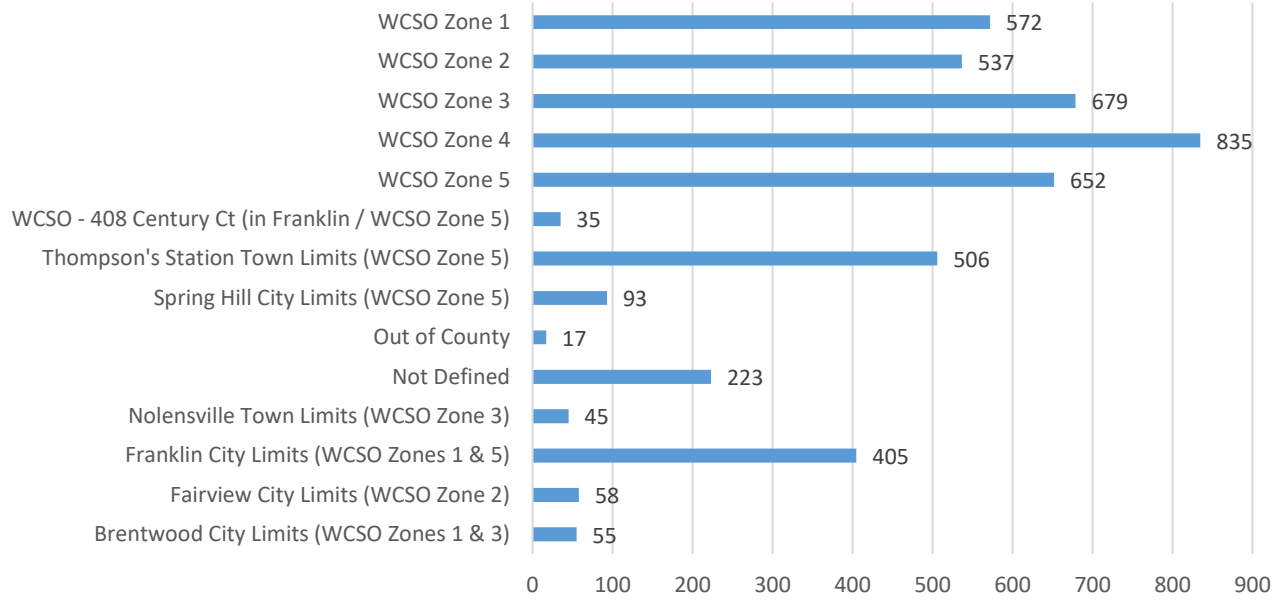
PATROL/K-9/TRAFFIC

	JAN	FEB	MAR	APR	MAY	JUN	+/-	YTD
Total WCSO CAD Activity	5318	5206	5362	5542	5693	5590	-103	32711
Patrol/K-9/Traffic Activity	4522	4282	4513	4525	4678	4677	-1	27197
% Patrol of All Activity	85.03%	82.25%	84.17%	81.65%	82.17%	83.67%	0.97%	83.14%
Traffic Stops	1027	1259	1363	1316	1192	1573	381	7730
Market Check	118	81	71	112	97	99	2	578
Security Check	1871	1568	1725	1583	1684	1649	-35	10080
Self-Initiated (Other)	22	16	15	25	37	22	-15	137
Stationary Observation	343	263	223	234	239	155	-84	1457
Total Patrol Self-Initiated Activity	3381	3187	3397	3270	3249	3498	249	19982
% Patrol Activity Self-Initiated	74.77%	74.43%	75.27%	72.27%	69.45%	74.79%	5.34%	73.47%
Avg Response Time Assigned to Arrived	15:06	21:56	14:35	14:49	14:34	16:25	1:51	16:07
Avg Response Time Enroute to Arrived	13:21	20:04	13:07	13:11	12:42	14:30	1:48	14:22

Self-Initiated Activity
June 2024



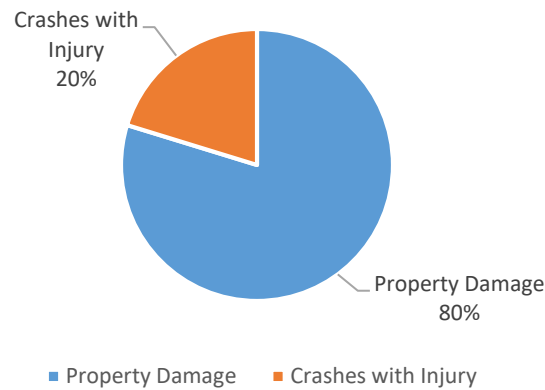
Patrol/K-9/Traffic Activity by Area June 2024



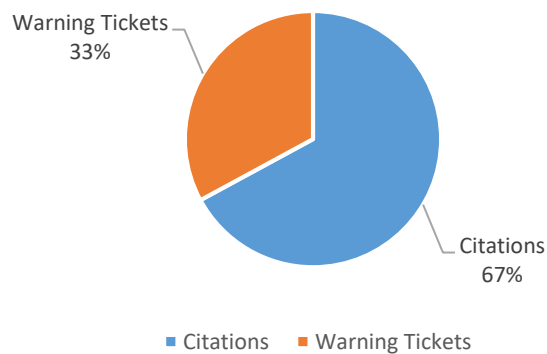
Traffic Efforts, K-9 Utilizations

	JAN	FEB	MAR	APR	MAY	JUN	+/-	YTD
Crashes Worked by WCSO	89	96	77	101	118	79	-39	560
Property Damage	75	78	64	85	102	63	-39	467
Crashes with Injury	14	18	13	16	16	16	0	93
DUI Arrests	4	9	4	13	7	2	-5	39
Citations Issued	372	418	520	516	456	679	223	2961
Warning Tickets Issued	110	124	163	172	150	333	183	1052
K-9 Utilizations	19	15	9	11	19	21	2	94

Crashes Worked by WCSO
June 2024

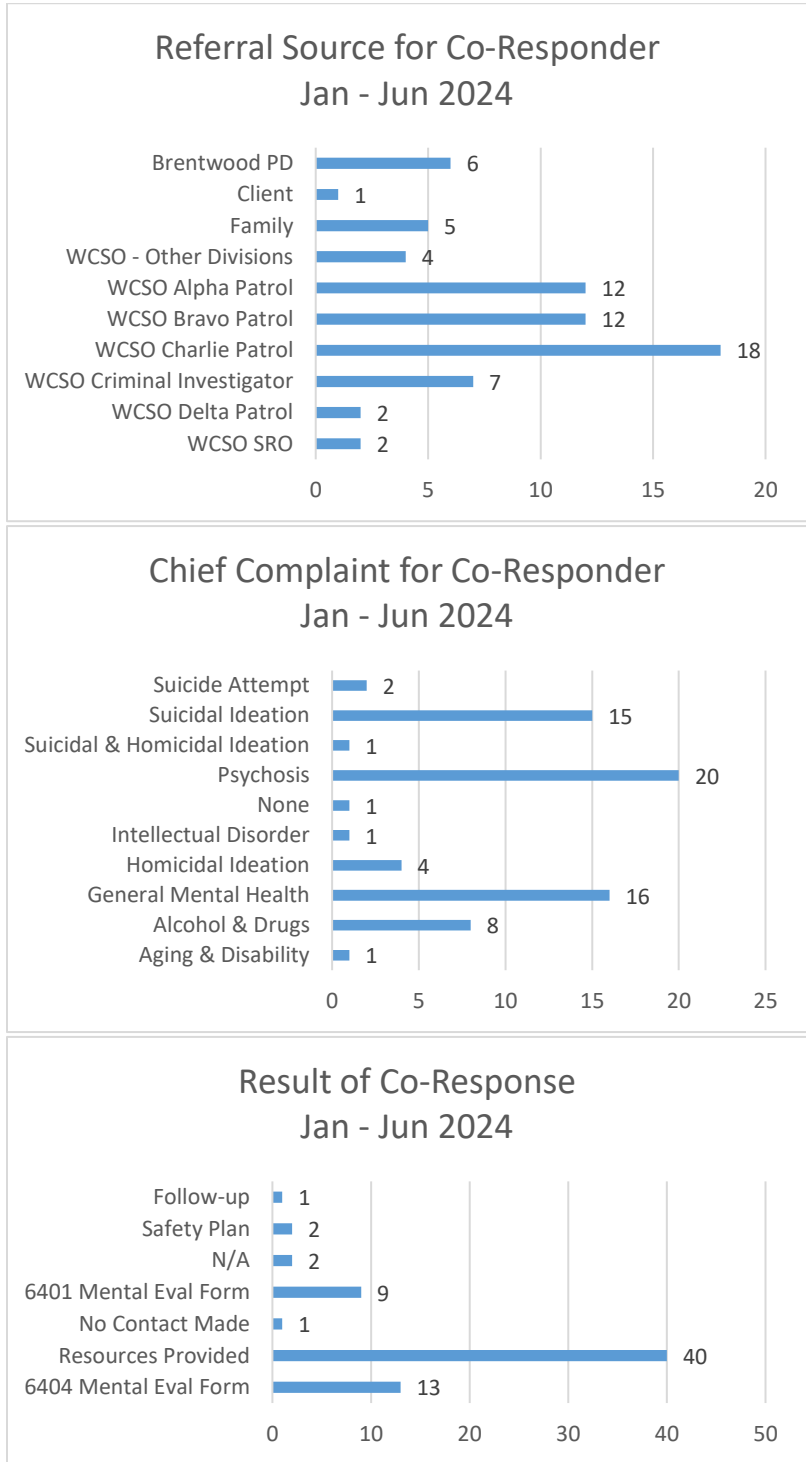


Traffic Citations and Warnings
June 2024



Mental Health Co-Responder

Since 2022, funding through a grant has allowed WCSO to partner with Volunteer Behavioral Health Care System for a co-responder program to improve response to mental health crises in this county. For the first six months of 2024, the mental health co-responder assisted with 70 calls:



INVESTIGATIONS

Criminal Investigations

	ACTIVITY	JAN	FEB	MAR	APR	MAY	JUN	+/-	YTD
Investigations	New Cases Assigned	68	33	32	31	39	24	-15	227
	Cases Worked (incl. monthly carryover)	229	218	215	213	208	206	-2	1289
	Cases Unfounded	16	9	10	18	10	5	-5	68
	Cases Cleared by Exception	6	4	10	7	6	7	1	40
	Cases Cleared by Arrest	10	3	5	4	3	2	-1	27
	School Involvements	8	7	10	14	7	4	-3	50
Digital Forensics	Devices Submitted to DF Lab	38	75	28	58	67	18	-49	284
	Data Examined (Terabytes)	2.45	2.63	25.48	4.08	14.19	0.96	-13.23	49.79
Internet Crimes Against Children	ICAC New Cases	3	4	12	9	6	7	1	41
	ICAC Subpoenas Served	2	2	5	1	5	0	-5	15
	ICAC Search Warrants Executed	2	3	4	3	4	1	-3	17
Polygraph	Pre-Employment	10	7	9	9	4	12	8	51
	Criminal	0	0	0	0	0	0	0	0

Narcotics Unit

	ACTIVITY	JAN	FEB	MAR	APR	MAY	JUN	+/-	YTD
Narcotics Investigations	Daytime Narcotics Incidents	62	55	53	56	65	62	-3	353
	After-Hours Narcotics Call-Outs	12	15	16	10	15	13	-2	81
	Undercover Buy Operations	0	4	12	10	0	3	3	29
	Pending Grand Jury Indictments	4	7	15	13	0	4	4	43
	Search Warrants Executed (Includes Digital Devices)	10	11	8	7	16	9	-7	61

Investigative Support

	ACTIVITY	JAN	FEB	MAR	APR	MAY	JUN	+/-	YTD
Crime Analysis	Criminal Intel Requests	45	40	19	21	37	15	-22	177
	Public Records/Stat Requests/Other	2	0	3	1	5	1	-4	12
Records	Public Records Requests	128	127	84	81	101	39	-62	560
	Background Checks	66	81	85	190	109	92	-17	623
	Public Fingerprints	32	34	23	42	31	34	3	196
	Expungements Received	1635	98	118	92	107	113	6	2163
	Reports Reviewed or Processed	488	593	514	678	595	446	-149	3314
Evidence	Cases Processed with Evidence	57	57	44	89	67	62	-5	376
	Dash/Body Cam Video Requests	4	3	40	82	38	32	-6	199

SPECIAL OPERATIONS

Special Ops reviewed the TN RenFest operations in an after-action meeting following the multi-weekend community event throughout the month of May. With the Williamson County Fair approaching, preparations are ramping up including a monthly planning meeting. There was also a meeting involving fleet maintenance for an upcoming transition of body and dash cam recording vendor and equipment. Special Ops also engaged with the community via a Touch-a-Truck event.

Aviation

Aviation flights included searches for a missing juvenile, a robbery suspect in Spring Hill, a suicidal suspect in Hickman County, and narcotics buy/surveillance with the DEA in another county. They also assisted K-9 and Traffic units on the interstates during Bonnaroo Festival to intercept drugs and other illegal activity traveling through our area, and provided overwatch to the Traffic unit while they participated in a Hands Free Campaign for safety on the roads. Aviation also met with the community via a Tollgate Subdivision Parade and Touch-a-Truck.

Aviation	ACTIVITY	MAY	JUN	+/-
	Pursuit/Search & Overwatch	5	5	0
	Missing Person Searches	1	1	0
	Patrol and Training	1	4	3
	Assist Other Agencies	4	3	-1
	Maintenance & Parts Runs	1	0	-1
	Funeral Flyovers	0	0	0
	School or Public Events	3	1	-2
	Parades	0	1	1
	Water Rescues	1	0	-1
	Avionics Meetings	0	1	1
	Total Flights	15	12	-3
	Total Flight Mission Objectives	16	16	0

SWAT, Swift Water Rescue, and Crisis Negotiations

SWAT performed two training sessions in June and participated in the Tollgate Subdivision Parade and Touch-a-Truck. Swift Water Rescue and Crisis Negotiations performed monthly team training.

SCHOOL RESOURCE OFFICERS (SRO) & CRIME PREVENTION

SRO Activity

School is on summer break from late May until the start of the 2024-2025 school year. WCS begins a student half-day on Monday, August 5, 2024, and FSSD begins their first student half-day on Wednesday, August 7, 2024.

Crime Prevention

During June, Crime Prevention eases off the hectic end-of-school-year pace and shifts from active education sessions to a planning period, focusing on the curriculum of the upcoming fiscal year. June is heavily dedicated to revising and updating the lesson plans for litter education, internet safety, elderly scam prevention, and bike/public safety. This time is essential for the success of the programs for the upcoming year, allowing WCSO to review them with a detailed eye for improvements and expansions.

Five hours were still dedicated to community immersion, including the Stonebridge Community Neighborhood Watch Meeting. This meeting established their block captains and structure of how the watch will operate. It should be noted that the community is very organized and involved with the Neighborhood Watch, and they are truly invested in its overall success.

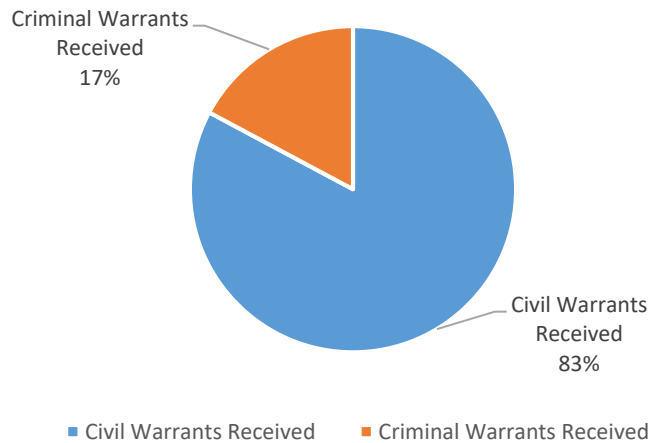
The highlighted event of the month was the Tollgate Village Fourth of July Parade. Hosted in the Tollgate Village Community, this event was a joint effort between the community and the Williamson County Sheriff's Office to allow the citizens and the deputies to interact on a more personal level. With the help of Aviation, SWAT, Traffic Enforcement, and the SRO division, the event was an incredible success. The Tollgate community wants to collaborate with the WCSO for larger events in the future.

Lastly, all Williamson County Convenience Centers were checked for the month and restocked with personal-sized litter bags, as well as replacement of any boxes (if needed).

COURT SERVICES

	ACTIVITY	MAY	JUN	+/-
Court Services	Court Dockets	135	128	-7
	Inmates Before the Court	364	357	-7
	Out of County Transports	66	77	11
	Warrants Served	86	83	-3
	Mental Health Transports	23	16	-7
	Out of State Extraditions	7	11	4
	Warrants	Civil Warrants Received	1401	1161
Civil Warrants Served		1472	1202	-270
Orders of Protection Served		21	31	10
Out of County Transports		12	10	-2
Subjects Arrested		56	43	-13
Criminal Warrants Received		221	241	20
Warrants Served - Division		76	61	-15
Warrants Served - Agency		215	218	3
Active Criminal Warrants		5637	5626	-11

Warrants Received by WCSO
June 2024

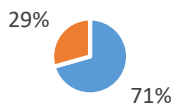


Additionally, WCSO's Criminal Warrants/US Marshals Service Task Force Deputy made one arrest in task force efforts (included in overall division totals above). No Sheriff's Sale occurred in June.

DETENTION

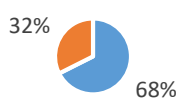
	ACTIVITIES	MAY	JUN	+/-
Population	Average Daily Pop	319	333	14
	Avg Male Pop	258	275	17
	Avg Female Pop	62	59	-3
Bookings	Total Booked	635	585	-50
	Males Booked	437	413	-24
	Females Booked	198	172	-26
Releases	Total Released	614	583	-31
	Males Released	435	394	-41
	Females Released	179	189	10
Warrant Service	Warrants Served by Detention	34	21	-13
Medical	Dental Visits	8	6	-2
	Doctor Appts & Procedures	19	13	-6
	In-House Provider Visits	41	35	-6
Kitchen	Total Meals Served <i>(includes Juvenile Detention)</i>	33,038	33,969	931
	Avg Meal Cost per Meal	\$2.07	\$1.96	-\$0.11
	Avg Meal Cost per Inmate per Day	\$6.21	\$5.90	-\$0.31
Detention Transports	Total Transports	23	22	-1
	Scheduled	18	17	-1
	Emergency/Unscheduled	5	5	0
	Total Staff Hours	48	132	84
Litter Grant	Total Workers Utilized	80	67	-13
	Dump Sites Removed	3	5	2
	Litter Collected <i>(lbs)</i>	6,100	4,265	-1,835
	Recycling Collected <i>(lbs)</i>	705	350	-355
	County Roads Cleaned <i>(miles)</i>	24.2	21.5	-2.7
	State Roads Cleaned <i>(miles)</i>	8.4	8.7	0.3
	Cemeteries Cleaned/Mowed	15	18	3

Detention Bookings
June 2024



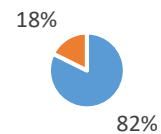
■ Males Booked ■ Females Booked

Detention Releases
June 2024



■ Males Released ■ Females Released

Population Averages
June 2024



■ Avg Male Pop ■ Avg Female Pop

The Litter Crew cleaned the McGavock Cemetery (at Carnton Plantation) twice, the EMA tower site once, and began mowing a new cemetery on Arno-Allisona Road, the George Madison White Cemetery.

TRAINING

TRAINING EVENT	ATTENDEES						+/-	YTD
	JAN	FEB	MAR	APR	MAY	JUN		
Agency Hosted Training (40 HRS)				9			0	9
Agency Hosted Training (9 HRS)					11		-11	11
Annual Firearms, Red Dot Transition (16 HRS)			83	29		54	54	166
Annual Rifle (8 HRS)							0	0
Basic GLOCK Operator's Course (32 HRS)			6				0	6
Basic Rifle Operator's Course (24 HRS)			6		3		-3	9
Continuing Ed (8 HRS/Day)			6				0	6
Detention Training Academy (80 HRS)	12	16		12	10		-10	50
Emergency Vehicle Operations (2 HRS)					13		-13	13
Glock Swap (2 HRS)			69				0	69
New Handgun Issue (1 HR)		34		2	1	1	0	38
Open Range (4 HRS)	6		8	11	11		-11	36
Outside of the Agency Training (Varied)				10			0	10
P.O.S.T. In-Service (24 HRS)				58		64	64	122
Remedial Firearms Training (8 HRS)				2	3		-3	5
Staff Continuing Education Training (Varied)				1	1	1	0	3
T.C.I. In-Service (40 HRS)			12				0	12
Total Personnel Trained	18	50	225	134	53	120	67	600
Total Training Hours	888	2864	2852	3238	1066	6570	5504	17478

Prepared: 07/15/2024 by Crime Analyst L. Tate

Correction: 07/16/2024 page 12 – typo in Detention average daily population for June corrected from 33 to 333, and +/- corrected from 286 to 14.

Sources: Central Square CAD, Southern Software RMS (records management system) and JMS (jail management system), TITAN (Tennessee Integrated Traffic Analysis Network) repository, Crime Insight (Tennessee Crime Online Statistics Website/TIBRS repository), as well as WCSO division command staff and additional personnel.