

WCSO Monthly Activity Report: JULY 2024

Staffing Table

SHERIFF'S OFFICE	Actual	Vacant	Authorized Positions
Administration	3	0	3
Civilian	21	4	25
Patrol	54	7	61
CID	13	3	16
Narcotics	4	0	4
Special Ops	3	0	3
SRO	71	11	82
Court Services	33	5	38
Training	6	0	6
TOTAL	208	30	238

DETENTION	Actual	Vacant	Authorized Positions
Detention <i>TCI</i>	63	11	74
Detention <i>POST</i>	3	0	3
Civilian <i>Admin</i>	3	0	3
Civilian <i>Booking</i>	8	1	9
Civilian <i>Classification</i>	4	0	4
Civilian <i>Food Services</i>	6	1	7
Civilian <i>Maintenance</i>	3	0	3
TOTAL	90	13	103

Hiring Efforts

WCSO received 30 employment applications this month and was able to progress six of those into the background check stage. There were also ten new hires in July from applications submitted and processed in prior months: two SRO, one patrol deputy, one reserve deputy, and six detention deputies.

Agency Service Activity

CAD Calls for Service	JAN	FEB	MAR	APR	MAY	JUN	JUL	+/-	YTD
	5318	5206	5362	5542	5693	5590	5441	-149	38152

Note: Call types are categorized by problem or activity based on initial descriptions provided to Williamson County Emergency Communications. They may not reflect what responding deputies encountered upon arrival.

911 Abandoned Call	34	FKPD Extra Patrol	1	Speak to Subject	13
911 Misdeal	1	Follow Up Report	58	Special Assignment	1
911 Open Line	118	Fraud	28	Structure Fire	11
Abandoned Auto	12	Harassing Threats	19	Suicide Attempt	1
Alarm / Burglar	146	Harassment	6	Suicide Threats	5
Alarm Holdup/Distress/Panic	17	Indecent Exposure	1	Suspicious Activity	22
Animal Calls - Law	22	Information Only	5	Suspicious Package	1
Assault Domestic	1	Intoxicated Person	5	Suspicious Person	21
Assault Report - Law Only	4	Locked In Vehicle	1	Suspicious Vehicle	41
Assist Another Agency	49	Missing Person Juvenile	4	Theft from Vehicle	1
Attempt to Contact	14	Missing Person over 21	2	Theft in Progress	2
Auto Broken Down	93	MVC Auto	89	Theft Report	14
Auto Theft Report / Recovery	3	MVC Injury	57	Traffic Enforcement	3
Be On The Lookout	25	Narcotics	3	Traffic Stop	1519
Burglary In Progress	4	Noise Complaint	6	Trespassing	6
Burglary Report	2	Open Door	2	Unknown Trouble	7
Cardiac / Respiratory Arrest	14	Parking Problem	6	Unruly Juvenile	4
Check Area	69	Prisoner Transport	108	Unwanted Subject	14
Citizen Assist	73	Property (Lost Found Damaged)	52	Vapor Gas Leak / Odor	3
Civil Matter	25	Psychological Emergency	6	Vehicle Fire	7
Civil Standby	14	Pursuit Vehicle	8	Warrant Service	527
Disorder	4	Reckless Driver	26	WCSO Market Check	106
Disorder Domestic	11	Roadway Hazard	68	WCSO Security Check	1513
Disorder w/ Weapon	1	Search Warrant	2	WCSO Stationary Observation	172
Drowning	1	Self Initiated Activity	49	Welfare Check	42
Drug Overdose	1	Shooting Report - Law Only	1	Wires_Down	4
Escort	2	Shots Fired In Area	8	Grand Total	5441

Incident Based Reporting (TIBRS/NIBRS) Current as of 08/15/2024

TCA 38-10-101 mandates the reporting of crime statistics. The Tennessee Incident Based Reporting System (TIBRS) is the method whereby the state collects data on crime incidents and the elements associated with the incident.

TIBRS/NIBRS Offense Overview July 2024	Offense Totals	117
	Number Cleared	66
	Percent Cleared	56.41%
	Total Arrests	175
	Adult Arrests	174
	Juvenile Arrests	1
	Unknown Age	0

TIBRS/NIBRS Agency Crime Summary Current as of 08/15/2024

Group A Offenses	Offenses		Arrests	
	Reported	Cleared	Adult	Juv
Crimes Against Persons				
Murder	0	0	0	0
Negligent Manslaughter	0	0	0	0
Negligent Vehicular Manslaughter	0	0	0	0
Kidnapping/Abduction	4	4	2	0
Forcible Rape	0	0	0	0
Forcible Sodomy	0	0	0	0
Sexual Assault W/Object	0	0	0	0
Forcible Fondling	0	0	0	0
Incest	0	0	0	0
Statutory Rape	0	0	0	0
Aggravated Assault	11	9	1	0
Simple Assault	15	6	3	0
Intimidation	15	8	1	0
Stalking	0	0	0	0
Commercial Sex Acts	0	0	0	0
Involuntary Servitude	0	0	0	0

Group A Offenses	Offenses		Arrests	
	Reported	Cleared	Adult	Juv
Crimes Against Society				
Animal Cruelty	0	0	0	0
Drug/Narcotic Violations	25	18	13	1
Drug/Narcotic Equipment Violations	18	12	2	0
Gambling - Betting/Wagering	0	0	0	0
Gambling - Operating/Promoting	0	0	0	0
Gambling - Equipment Violations	0	0	0	0
Gambling - Sports Tampering	0	0	0	0
Pornography/Obscene Material	0	0	0	0
Prostitution	0	0	0	0
Prostitution Assisting/Promoting	0	0	0	0
Purchasing Prostitution	0	0	0	0
Weapon Law Violations	3	2	0	0

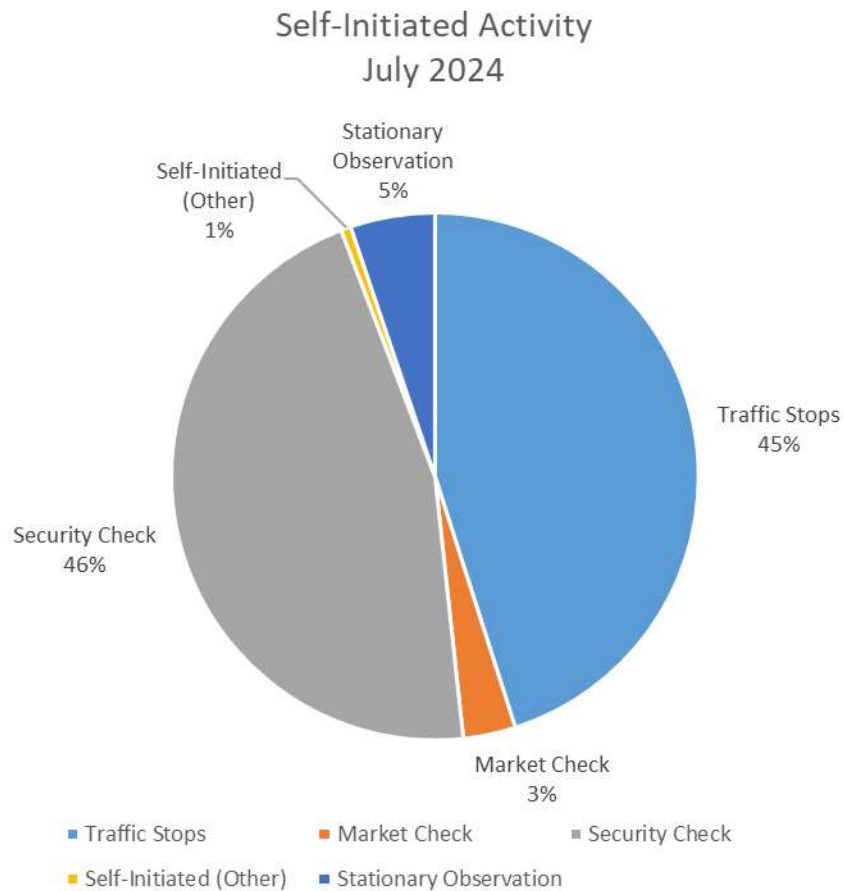
Group A Offenses	Offenses		Arrests	
	Reported	Cleared	Adult	Juv
Crimes Against Property				
Arson	1	1	1	0
Bribery	0	0	0	0
Burglary	3	0	0	0
Counterfeiting/Forgery	2	0	0	0
Destruction/Damage/Vandalism	4	1	0	0
Embezzlement	0	0	0	0
Extortion/Blackmail	1	0	0	0
Fraud - False Pretenses	2	0	0	0
Fraud - Credit Card/ATM	0	0	0	0
Fraud - Impersonation	2	1	1	0
Fraud - Welfare	0	0	0	0
Fraud - Wire	1	0	0	0
Fraud - Identity Theft	0	0	0	0
Fraud - Computer Hacking/Invasion	0	0	0	0
Robbery	0	0	0	0
Theft - Pocket-picking	0	0	0	0
Theft - Purse Snatching	0	0	0	0
Theft - Shoplifting	2	2	2	0
Theft From Building	3	0	0	0
Theft From Coin Machine	0	0	0	0
Theft From Motor Vehicle	0	0	0	0
Theft of Motor Vehicle Parts	0	0	0	0
Theft - All Other Larceny	3	0	0	0
Motor Vehicle Theft	2	2	2	0
Stolen Property Offenses	0	0	0	0
TOTAL GROUP A OFFENSES	117	66	28	1

Group B Arrests	Arrests	
	Adult	Juv
Offense		
Bad Checks	0	0
Curfew/Vagrancy	0	0
Disorderly Conduct	0	0
DUI	12	0
Drunkenness	1	0
Family-Non Violent	2	0
Liquor Law Violations	0	0
Peeping Tom	0	0
Trespass	1	0
All Other Offenses	130	0
TOTAL GROUP B ARRESTS	146	0

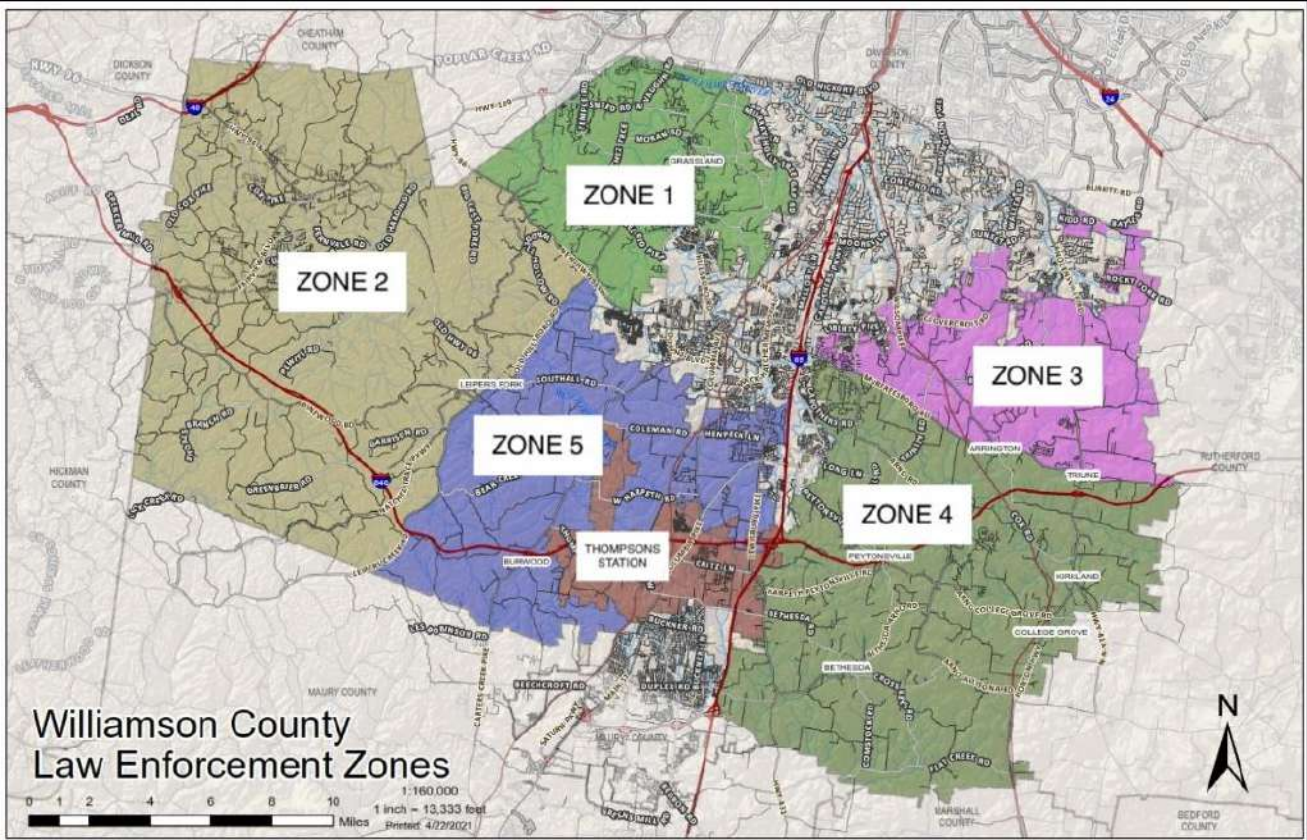
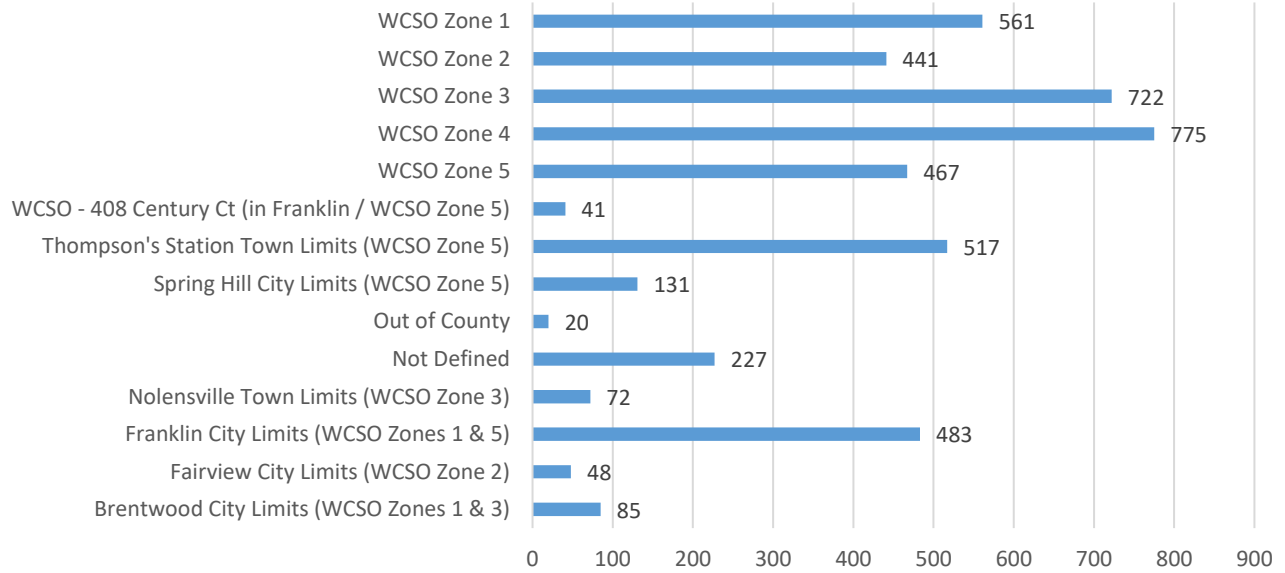
PATROL/K-9/TRAFFIC

	JAN	FEB	MAR	APR	MAY	JUN	JUL	+/-	YTD
Total WCSO CAD Activity	5318	5206	5362	5542	5693	5590	5441	-149	38152
Patrol/K-9/Traffic Activity	4522	4282	4513	4525	4678	4677	4549	-128	31746
% Patrol of All Activity	85.03%	82.25%	84.17%	81.65%	82.17%	83.67%	83.61%	-0.06%	83.21%
Traffic Stops	1027	1259	1363	1316	1192	1573	1485	-88	9215
Market Check	118	81	71	112	97	99	106	7	684
Security Check	1871	1568	1725	1583	1684	1649	1513	-136	11593
Self-Initiated (Other)	22	16	15	25	37	22	20	-2	157
Stationary Observation	343	263	223	234	239	155	171	16	1628
Total Patrol Self-Initiated Activity	3381	3187	3397	3270	3249	3498	3295	-203	23277
% Patrol Activity Self-Initiated	74.77%	74.43%	75.27%	72.27%	69.45%	74.79%	72.43%	-2.36%	73.32%
Avg Response Time Assigned to Arrived	15:06	21:56	14:35	14:49	14:34	16:25	15:02	-01:23	15:56
Avg Response Time Enroute to Arrived	13:21	20:04	13:07	13:11	12:42	14:30	12:28	-02:02	14:04

Note: One outlier call incident was excluded from July response time averages. This CAD incident (a follow up report from 07/04/2024) was strictly phone call-based with no physical enroute or arrival time, and was reopened/reassigned later the same day to associate a relevant phone call. This heavily skews "enroute" and "arrival" times and including it ultimately depicts inaccurate response time averages.



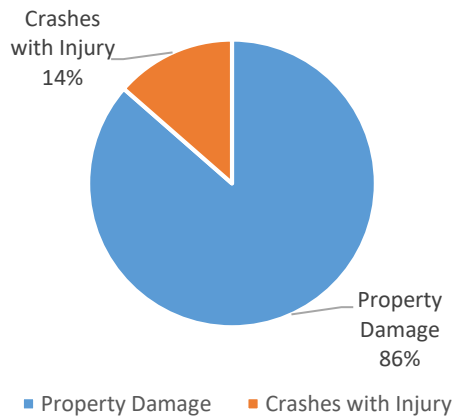
Patrol/K-9/Traffic Activity by Area July 2024



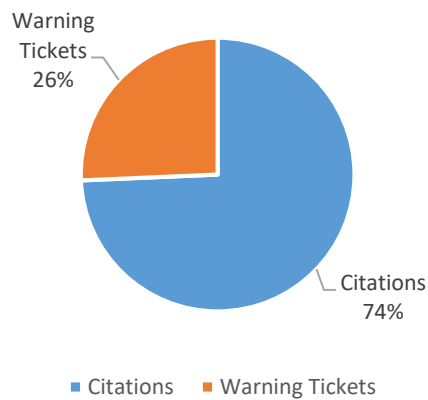
Traffic Efforts, K-9 Utilizations

	JAN	FEB	MAR	APR	MAY	JUN	JUL	+/-	YTD
Crashes Worked by WCSO	89	96	77	101	118	79	59	-20	619
Property Damage	75	78	64	85	102	63	51	-12	518
Crashes with Injury	14	18	13	16	16	16	8	-8	101
DUI Arrests	4	9	4	13	7	2	12	10	51
Citations Issued	372	418	520	516	456	679	544	-135	3505
Warning Tickets Issued	110	124	163	172	150	333	188	-145	1240
K-9 Utilizations	19	15	9	11	19	21	16	-5	110

Crashes Worked by WCSO
July 2024

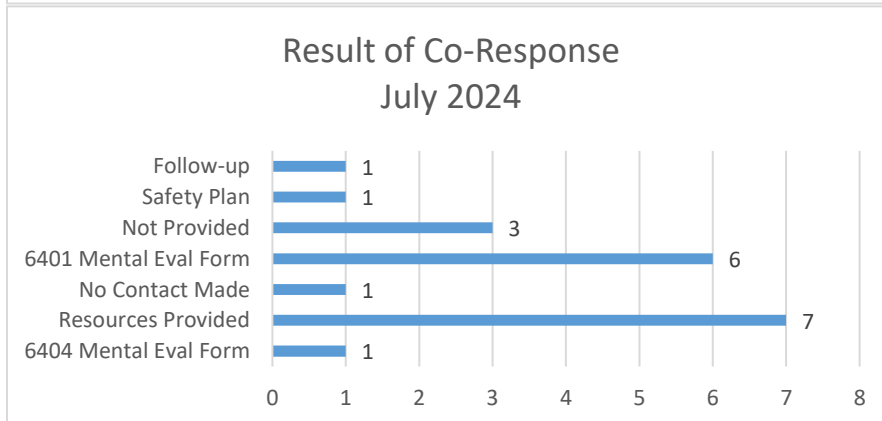
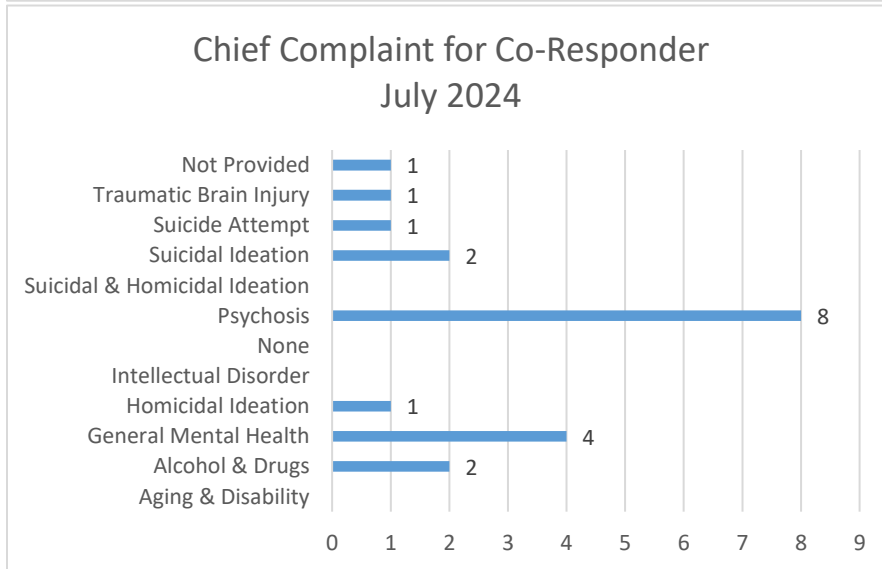
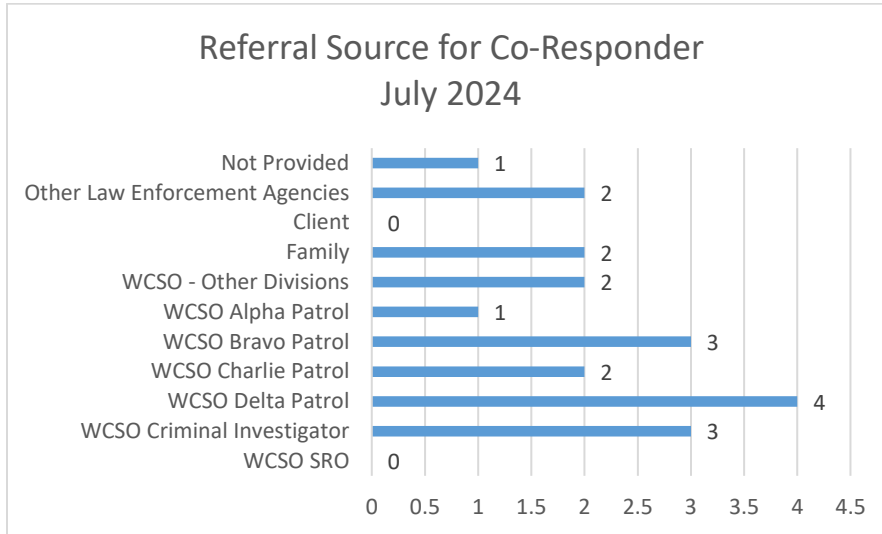


Traffic Citations and Warnings
July 2024



Mental Health Co-Responder

Since 2022, funding through a grant has allowed WCSO to partner with Volunteer Behavioral Health Care System for a co-responder program to improve response to mental health crises in this county. They assisted with 90 calls to date this year and 20 calls in July:



INVESTIGATIONS

	ACTIVITY	JAN	FEB	MAR	APR	MAY	JUN	JUL	+/-	YTD
Investigations	New Cases Assigned	68	33	32	31	39	24	18	-6	245
	Cases Worked <i>(incl. monthly carryover)</i>	229	218	215	213	208	206	194	-12	1483
	Cases Unfounded	16	9	10	18	10	5	5	0	73
	Cases Cleared by Exception	6	4	10	7	6	7	2	-5	42
	Cases Cleared by Arrest	10	3	5	4	3	2	7	5	34
	School Involvements	8	7	10	14	7	4	3	-1	53
Digital Forensics	Devices Submitted to DF Lab	38	75	28	58	67	18	34	16	318
	Data Examined <i>(Terabytes)</i>	2.45	2.63	25.48	4.08	14.19	0.96	1.83	0.87	51.62
Internet Crimes Against Children	ICAC New Cases	3	4	12	9	6	7	5	-2	46
	ICAC Subpoenas Served	2	2	5	1	5	0	9	9	24
	ICAC Search Warrants Executed	2	3	4	3	4	1	7	6	24
Polygraph	Pre-Employment	10	7	9	9	4	12	4	-8	55
	Criminal	0	0	0	0	0	0	0	0	0

	ACTIVITY	JAN	FEB	MAR	APR	MAY	JUN	JUL	+/-	YTD
Narcotics Investigations	Daytime Narcotics Incidents	62	55	53	56	65	62	73	11	426
	After-Hours Narcotics Call-Outs	12	15	16	10	15	13	12	-1	93
	Undercover Buy Operations	0	4	12	10	0	3	3	0	32
	Pending Grand Jury Indictments	4	7	15	13	0	4	6	2	49
	Search Warrants Executed <i>(Includes Digital Devices)</i>	10	11	8	7	16	9	14	5	75

	ACTIVITY	JAN	FEB	MAR	APR	MAY	JUN	JUL	+/-	YTD
Crime Analysis	Criminal Intel Requests	45	40	19	21	37	15	17	2	194
	Public Records/Stat Requests/Other	2	0	3	1	5	1	6	5	18
Records	Public Records Requests	128	127	84	81	101	39	101	62	661
	Background Checks	66	81	85	190	109	92	104	12	727
	Public Fingerprints	32	34	23	42	31	34	35	1	231
	Expungements Received	1635	98	118	92	107	113	118	5	2281
	Reports Reviewed or Processed	488	593	514	678	595	446	429	-17	3743
Evidence	Cases Processed with Evidence	57	57	44	89	67	62	56	-6	432
	Dash/Body Cam Video Requests	4	3	40	82	38	32	N/A	N/A	N/A

Note: In July, WCSO began transitioning to a new body and dash cam video system. During this process, videos from the previous system are not fully available and requests cannot be processed during this time. Video request totals are also pending. WCSO is actively working to resolve this and will respond to requests as soon as possible and update totals in future monthly reports.

SPECIAL OPERATIONS

Special Ops continued Williamson County Fair preparations and set up with multiple fair meetings, site set up, and a tabletop exercise.

Aviation

Aviation assisted Spring Hill with a search for a missing juvenile, performed overwatch/assist on a drug arrest, flew multiple patrolling and training flights, and interacted with the community at a Touch-a-Truck event and Haven Academy school visit.

Aviation	ACTIVITY	JUN	JUL	+/-
	Pursuit/Search & Overwatch	5	1	-4
	Missing Person Searches	1	1	0
	Patrol and Training	4	9	5
	Assist Other Agencies	3	1	-2
	Maintenance & Parts Runs	0	0	0
	Funeral Flyovers	0	0	0
	School or Public Events	1	2	1
	Parades	1	0	-1
	Water Rescues	0	0	0
	Avionics Meetings	1	0	-1
	Total Flights	12	13	1
	Total Flight Mission Objectives	16	14	-2

SWAT, Swift Water Rescue, and Crisis Negotiations

Swift Water Rescue participated in a joint task force training exercise, and SWAT and Crisis Negotiations performed regular monthly training.

SCHOOL RESOURCE OFFICERS (SRO) & CRIME PREVENTION

SRO Activity

School is on summer break from late May until the start of the 2024-2025 school year. WCS begins a student half-day on Monday, August 5, 2024, and FSSD begins their first student half-day on Wednesday, August 7, 2024.

Crime Prevention

Like June, the month of July had less events while schools are on break and educational visits are paused. However, thirteen hours were spent in community immersion including the City of Fairview's 4th of July Celebration. Multiple emergency response agencies throughout the county attended. Our presence sparked conversations and relationships with the community. Other notable community-focused events were a book reading/Q&A with a local preschool and a police academy themed birthday party for a young pair of twins who requested we join in their celebration. We were happy to do so.

Laurelbrooke held its monthly Neighborhood Watch meeting, and they have begun implementing more of the services of the Williamson County Sheriff's Office. This is huge progress for community immersion, building positive interactions with law enforcement and giving the residents a sense of peace and safety.

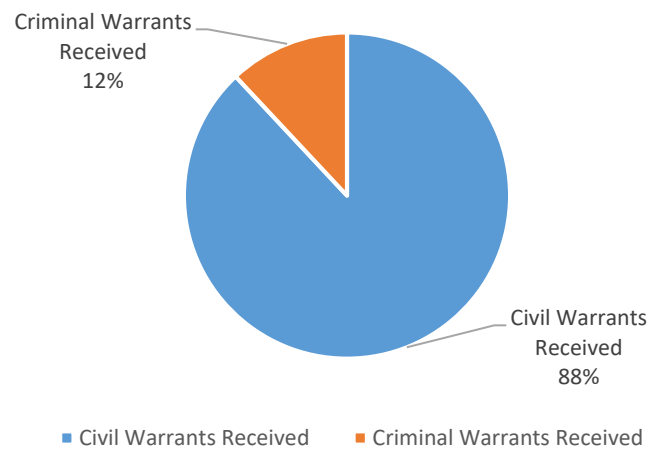
The Crime Prevention Division now has a DARE Certified Instructor in Deputy Zach Taylor, who completed the 80-hour program training. He has already begun reaching out to schools to discuss reviving or implementing the program as soon as possible.

Lastly, all Williamson County Convenience Centers were checked for the month and restocked with personal-sized litter bags, as well as replacement of any boxes (if needed).

COURT SERVICES

	ACTIVITY	JUN	JUL	+/-
Court Services	Court Dockets	128	152	24
	Inmates Before the Court	357	325	-32
	Out of County Transports	77	97	20
	Warrants Served	83	76	-7
	Mental Health Transports	16	19	3
	Out of State Extraditions	11	11	0
	Warrants	Civil Warrants Received	1161	1442
Civil Warrants Served		1202	1551	349
Orders of Protection Served		31	29	-2
Out of County Transports		10	6	-4
Subjects Arrested		43	46	3
Criminal Warrants Received		241	196	-45
Warrants Served - Division		61	57	-4
Warrants Served - Agency		218	175	-43
Active Criminal Warrants		5626	5602	-24

Warrants Received by WCSO
July 2024

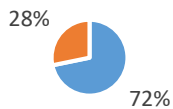


No Sheriff's Sale occurred in July, and no arrests were made under the efforts of the US Marshals Task Force.

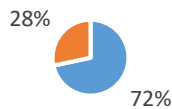
DETENTION

	ACTIVITIES	JUN	JULY	+/-
Population	Average Daily Pop	333	329	-4
	Avg Male Pop	275	271	-4
	Avg Female Pop	59	58	-1
Bookings	Total Booked	585	567	-18
	Males Booked	413	407	-6
	Females Booked	172	160	-12
Releases	Total Released	583	589	6
	Males Released	394	422	28
	Females Released	189	167	-22
Warrant Service	Warrants Served by Detention	21	33	12
Medical	Dental Visits	6	0	-6
	Doctor Appts & Procedures	13	22	9
	In-House Provider Visits	35	42	7
Kitchen	Total Meals Served <i>(includes Juvenile Detention)</i>	33,969	34,033	64
	Avg Meal Cost per Meal	\$1.96	\$2.43	\$ 0.47
	Avg Meal Cost per Inmate per Day	\$5.90	\$7.30	\$ 1.40
Detention Transports	Total Transports	22	17	-5
	Scheduled	17	5	-12
	Emergency/Unscheduled	5	12	7
	Total Staff Hours	132	102	-30
Litter Grant	Total Workers Utilized	67	41	-26
	Dump Sites Removed	5	2	-3
	Litter Collected <i>(lbs)</i>	4,265	2,375	-1890
	Recycling Collected <i>(lbs)</i>	350	435	85
	County Roads Cleaned <i>(miles)</i>	21.5	28	6.5
	State Roads Cleaned <i>(miles)</i>	8.7	0.1	-8.6
	Cemeteries Cleaned/Mowed	18	20	2

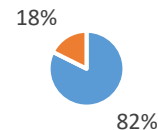
Detention Bookings
July 2024



Detention Releases
July 2024



Population Averages
July 2024



■ Males Booked ■ Females Booked ■ Males Released ■ Females Released ■ Avg Male Pop ■ Avg Female Pop

The Litter Crew cleaned the McGavock Cemetery (at Carnton Plantation) twice and EMA tower sites four times. From July 15th onward, the crew did an immense amount of fair setup including building exhibit areas, fencing, animal cages, and the straw maze, and numerous other loading/unloading/set up and building projects.

TRAINING

TRAINING EVENT	ATTENDEES							+/-	YTD
	JAN	FEB	MAR	APR	MAY	JUN	JUL		
Agency Hosted Training (40 HRS)				9				0	9
Agency Hosted Training (9 HRS)					11			0	11
Agency Hosted Training (16 HRS)							64	64	64
Annual Firearms, Red Dot Transition (16 HRS)			83	29		54	11	-43	177
Annual Rifle (8 HRS)							58	58	58
Basic GLOCK Operator's Course (32 HRS)			6					0	6
Basic Rifle Operator's Course (24 HRS)			6		3			0	9
Continuing Ed (8 HRS/Day)			6					0	6
Detention Training Academy (80 HRS)	12	16		12	10			0	50
Detention Training Academy (36 HRS)							7	7	7
Emergency Vehicle Operations (2 HRS)					13			0	13
Glock Swap (2 HRS)			69					0	69
New Handgun Issue (1 HR)		34		2	1	1		-1	38
Open Range (4 HRS)	6		8	11	11		5	5	41
Other Training (AXON, Mental Health, Etc.) (3 HRS)							81	81	81
Outside of the Agency Training (Varied)				10			4	4	14
P.O.S.T. In-Service (24 HRS)				58		64		-64	122
Remedial Firearms Training (8 HRS)				2	3			0	5
Staff Continuing Education Training (Varied)				1	1	1	1	0	4
SWAT (10 HRS)			25					0	25
Swift Water (8 HRS)			10					0	10
T.C.I. In-Service (40 HRS)			12					0	12
Total Personnel Trained	18	50	225	134	53	120	231	111	831
Total Training Hours	888	2864	2852	3238	1066	6570	2691	-3879	20169

Prepared: 08/15/2024 by Crime Analyst L. Tate

Sources: Central Square CAD, Southern Software RMS (records management system) and JMS (jail management system), TITAN (Tennessee Integrated Traffic Analysis Network) repository, Crime Insight (Tennessee Crime Online Statistics Website/TIBRS repository), as well as WCSO division command staff and additional personnel.