

WCSO Monthly Activity Report: DECEMBER 2024

Staffing Table

SHERIFF'S OFFICE	Actual	Vacant	Authorized Positions
Administration	2	1	3
Civilian	23	3	26
Patrol	53	8	61
CID	16	0	16
Narcotics	4	0	4
Special Ops	2	0	2
SRO	76	5	81
Court Services	37	1	38
Training	7	0	7
TOTAL	220	18	238

DETENTION	Actual	Vacant	Authorized Positions
Detention <i>TCI</i>	65	11	76
Detention <i>POST</i>	3	0	3
Civilian <i>Admin</i>	4	0	4
Civilian <i>Booking</i>	8	0	8
Civilian <i>Classification</i>	4	0	4
Civilian <i>Food Services</i>	5	0	5
Civilian <i>Maintenance</i>	3	0	3
TOTAL	92	11	103

Hiring Efforts

WCSO progressed seven applications into the background phase and hired seven new employees.

Agency Service Activity

CAD Calls for Service	JAN	FEB	MAR	APR	MAY	JUN	JUL	AUG	SEP	OCT	NOV	DEC	+/-	TOTAL
	5318	5206	5362	5542	5693	5590	5441	5378	5289	5504	4880	4813	-67	64016

Note: Call types are categorized by problem or activity based on initial descriptions provided to Williamson County Emergency Communications. They may not reflect what responding deputies encountered upon arrival.

911 Abandoned Call	32	Drowning	1	Shots Fired In Area	8
911 Misdial	1	Drug Overdose	2	Speak to Subject	5
911 Open Line	35	Escort	11	Structure Fire	9
Abandoned Auto	12	FKPD Extra Patrol	3	Suicide Attempt	1
Alarm / Burglar	148	Follow Up Report	51	Suicide Threats	5
Alarm Holdup/Distress/Panic	12	Fraud	24	Suspicious Activity	17
Animal Calls - Law	29	Harassing Threats	11	Suspicious Person	15
Arrest Warrant	1	Harassment	8	Suspicious Vehicle	38
Assault Domestic	3	Information Only	8	Test Call Law	3
Assault Report - Law Only	16	Intoxicated Person	2	Theft from Vehicle	7
Assist Another Agency	52	Missing Person Juvenile	1	Theft in Progress	1
Attempt to Contact	14	Missing Person over 21	1	Theft Report	13
Auto Broken Down	77	MVC Auto	136	Traffic Enforcement	16
Auto Theft In Progress	1	MVC Injury	75	Traffic Stop	1132
Be On The Lookout	36	Narcotics	3	Trespassing	4
Burglary Attempt	1	Noise Complaint	5	Unknown Trouble	7
Burglary In Progress	7	Open Door	3	Unruly Juvenile	8
Burglary Report	1	Parking Problem	4	Unwanted Subject	8
Cardiac / Respiratory Arrest	16	Prisoner Transport	121	Vehicle Fire	7
Check Area	52	Property (Lost Found Damaged)	56	Warrant Service	543
Child Found	1	Psychological Emergency	6	Watch List	1
Citizen Assist	100	Pursuit Vehicle	2	WCSCO Market Check	74
Civil Matter	21	Reckless Driver	26	WCSCO Security Check	1240
Civil Standby	12	Roadway Hazard	52	WCSCO Stationary Observation	174
Disorder	3	Search Warrant	1	Welfare Check	41
Disorder Domestic	17	Self Initiated Activity	114	Wires_Down	5
Disorder w/ Weapon	3	Shooting	1	Grand Total	4813

Incident Based Reporting (TIBRS/NIBRS) Current as of 01/13/2025

TCA 38-10-101 mandates the reporting of crime statistics. The Tennessee Incident Based Reporting System (TIBRS) is the method whereby the state collects data on crime incidents and the elements associated with the incident.

TIBRS/NIBRS Offense Overview December 2024	Offense Totals	187
	Number Cleared	107
	Percent Cleared	57.22%
	Total Arrests	170
	Adult Arrests	148
	Juvenile Arrests	22
	Unknown Age	0

TIBRS/NIBRS Agency Crime Summary Current as of 01/13/2025

Group A Offenses	Offenses		Arrests	
	Reported	Cleared	Adult	Juv
Crimes Against Persons				
Murder	0	0	0	0
Negligent Manslaughter	0	0	0	0
Negligent Vehicular Manslaughter	0	0	0	0
Kidnapping/Abduction	4	3	1	0
Forcible Rape	0	0	0	0
Forcible Sodomy	0	0	0	0
Sexual Assault W/Object	0	0	0	0
Forcible Fondling	3	2	0	0
Incest	0	0	0	0
Statutory Rape	0	0	0	0
Aggravated Assault	14	8	6	0
Simple Assault	30	19	7	1
Intimidation	23	14	0	1
Stalking	0	0	0	0
Commercial Sex Acts	0	0	0	0
Involuntary Servitude	0	0	0	0

Group A Offenses	Offenses		Arrests	
	Reported	Cleared	Adult	Juv
Crimes Against Society				
Animal Cruelty	0	0	0	0
Drug/Narcotic Violations	34	26	19	4
Drug/Narcotic Equipment Violations	25	17	3	0
Gambling - Betting/Wagering	0	0	0	0
Gambling - Operating/Promoting	0	0	0	0
Gambling - Equipment Violations	0	0	0	0
Gambling - Sports Tampering	0	0	0	0
Pornography/Obscene Material	2	1	0	0
Prostitution	0	0	0	0
Prostitution Assisting/Promoting	0	0	0	0
Purchasing Prostitution	0	0	0	0
Weapon Law Violations	7	4	1	2

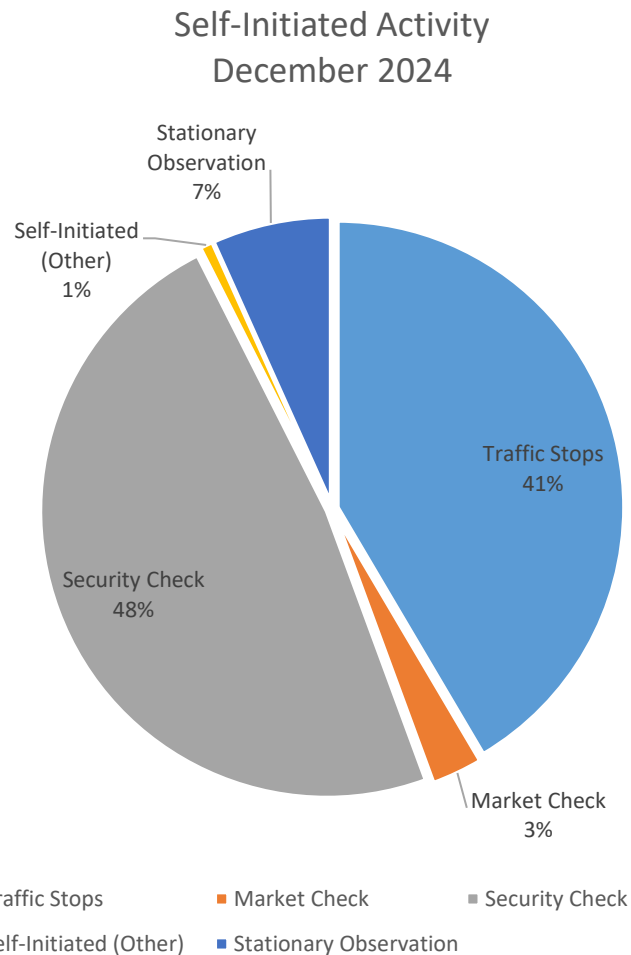
Group A Offenses	Offenses		Arrests	
	Reported	Cleared	Adult	Juv
Crimes Against Property				
Arson	0	0	0	0
Bribery	0	0	0	0
Burglary	2	0	0	0
Counterfeiting/Forgery	2	1	0	0
Destruction/Damage/Vandalism	9	2	0	5
Embezzlement	0	0	0	0
Extortion/Blackmail	2	0	0	0
Fraud - False Pretenses	3	0	0	0
Fraud - Credit Card/ATM	0	0	0	0
Fraud - Impersonation	4	2	1	0
Fraud - Welfare	0	0	0	0
Fraud - Wire	0	0	0	0
Fraud - Identity Theft	0	0	0	0
Fraud - Computer Hacking/Invasion	0	0	0	0
Robbery	1	0	0	0
Theft - Pocket-picking	0	0	0	0
Theft - Purse Snatching	0	0	0	0
Theft - Shoplifting	3	3	3	0
Theft From Building	6	3	1	1
Theft From Coin Machine	0	0	0	0
Theft From Motor Vehicle	5	0	0	0
Theft of Motor Vehicle Parts	0	0	0	0
Theft - All Other Larceny	5	0	0	0
Motor Vehicle Theft	1	1	0	0
Stolen Property Offenses	2	1	2	0
TOTAL GROUP A OFFENSES	187	107	44	14

Group B Arrests	Arrests	
	Adult	Juv
Offense		
Bad Checks	0	0
Curfew/Vagrancy	0	0
Disorderly Conduct	0	3
DUI	7	0
Drunkenness	0	3
Family-Non Violent	0	0
Liquor Law Violations	0	0
Peeping Tom	0	0
Trespass	0	0
All Other Offenses	97	2
TOTAL GROUP B ARRESTS	104	8

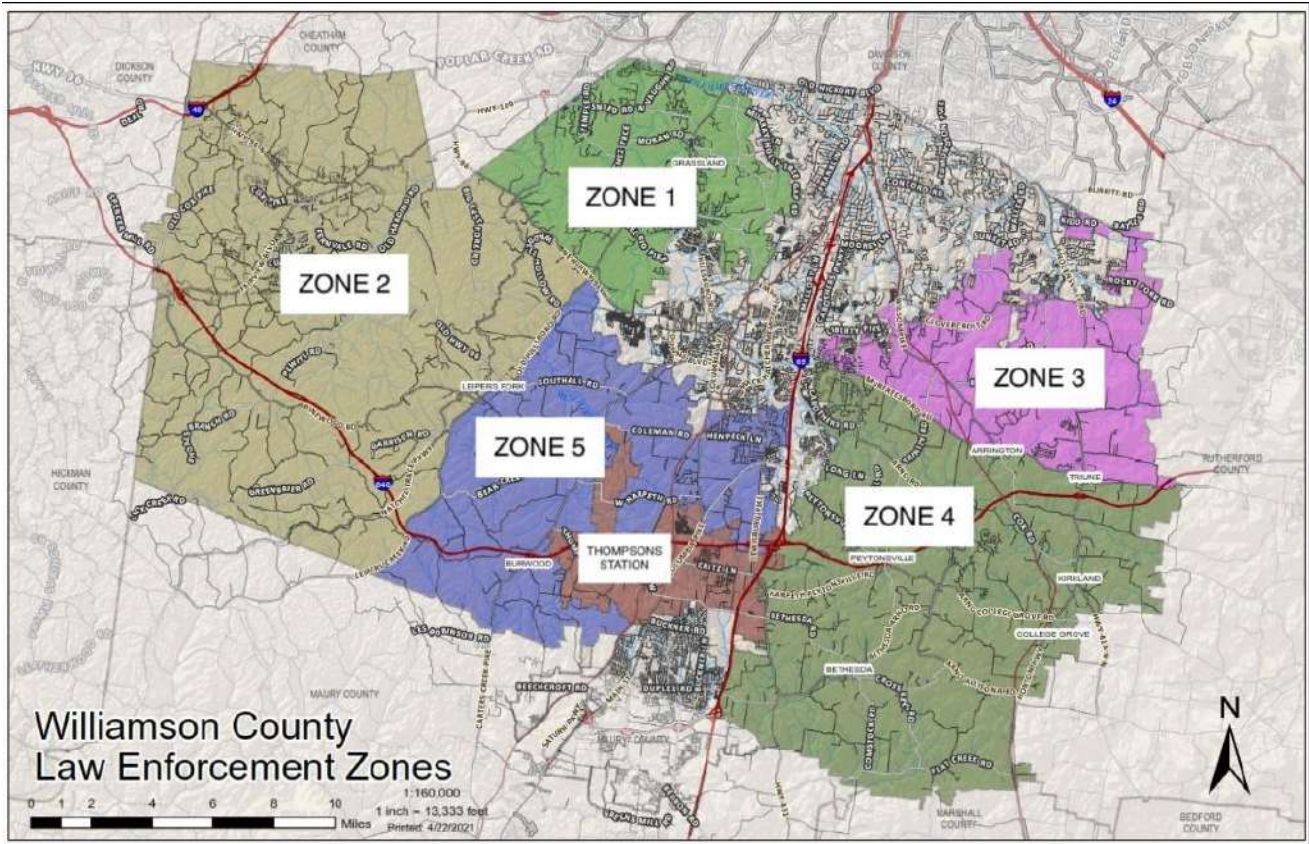
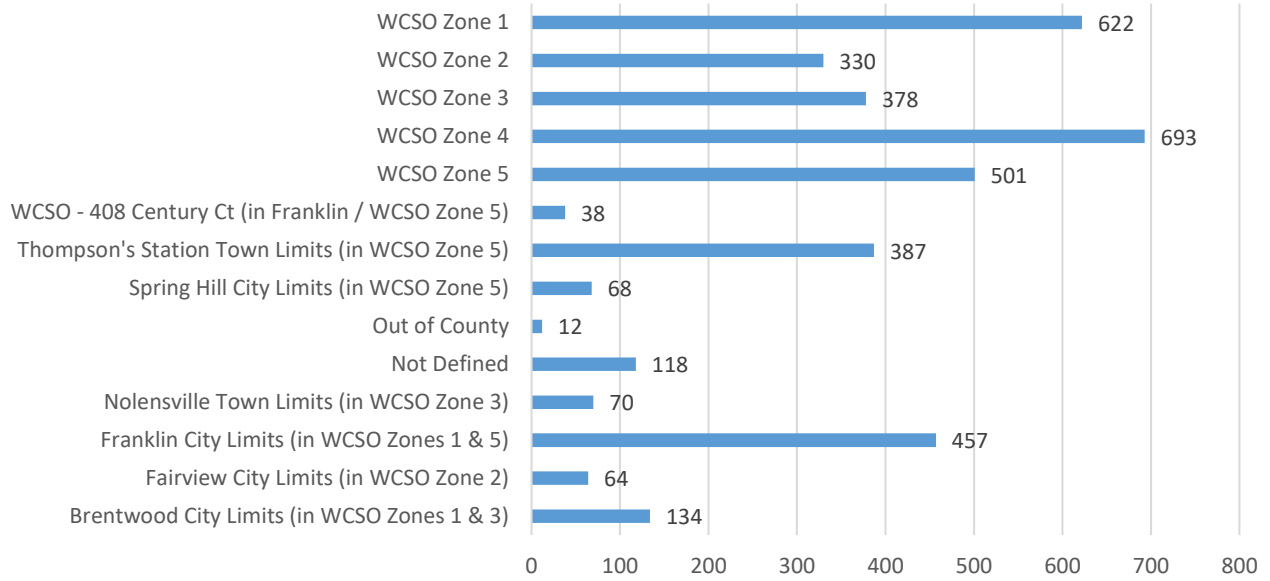
PATROL/K-9/TRAFFIC

	JAN	FEB	MAR	APR	MAY	JUN	JUL	AUG	SEP	OCT	NOV	DEC	+/-	TOTAL
Total WCSO CAD Activity	5318	5206	5362	5542	5693	5590	5441	5378	5289	5504	4880	4813	-67	64016
Patrol/K-9/Traffic Activity	4522	4282	4513	4525	4678	4677	4549	4259	4212	4221	3769	3834	65	52041
% Patrol of All Agency Activity	85.03%	82.25%	84.17%	81.65%	82.17%	83.67%	83.61%	79.19%	79.64%	76.69%	77.23%	79.66%	2.43%	81.29%
Traffic Stops	1027	1259	1363	1316	1192	1573	1485	1253	1413	1160	1260	1069	-191	15370
Market Check	118	81	71	112	97	99	106	88	97	102	75	74	-1	1120
Security Check	1871	1568	1725	1583	1684	1649	1513	1361	1266	1497	1029	1240	211	17986
Self-Initiated (Other)	22	16	15	25	37	22	20	18	28	19	27	19	-8	268
Stationary Observation	343	263	223	234	239	155	171	227	201	254	173	173	0	2656
Total Patrol Self-Initiated Activity	3381	3187	3397	3270	3249	3498	3295	2947	3005	3032	2564	2575	11	37400
% Patrol Activity Self-Initiated	74.77%	74.43%	75.27%	72.27%	69.45%	74.79%	72.43%	69.19%	71.34%	71.83%	68.03%	67.16%	-0.87%	71.87%
Avg Response Time Assigned to Arrived	15:06	21:56	14:35	14:49	14:34	16:25	15:02	15:27	15:51	13:03	13:02	13:14	00:12	(Avg) 15:03
Avg Response Time Enroute to Arrived	13:21	20:04	13:07	13:11	12:42	14:30	12:28	13:07	14:18	11:25	11:24	11:28	00:04	(Avg) 13:13

Note: July response time averages excludes one outlier call incident. This CAD incident (a follow up report from 07/04/2024) was strictly phone call-based with no physical enroute or arrival time, and was reopened/reassigned later the same day to associate a relevant phone call. This heavily skews "enroute" and "arrival" times and including it ultimately depicts inaccurate response time averages.



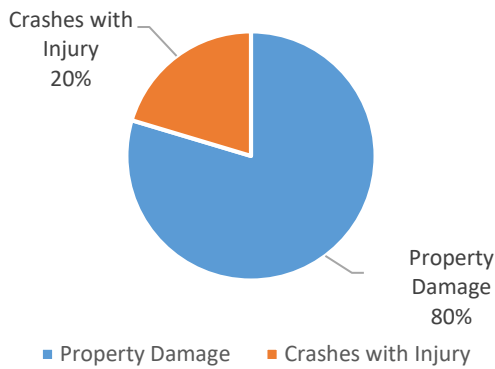
Patrol/K-9/Traffic Activity by Area December 2024



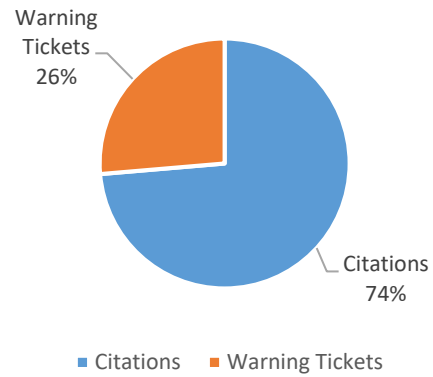
Traffic Efforts, K-9 Utilizations

	JAN	FEB	MAR	APR	MAY	JUN	JUL	AUG	SEP	OCT	NOV	DEC	+/-	TOTAL
Crashes Worked by WCSO	89	96	77	101	118	79	59	75	102	92	127	108	-19	1123
Property Damage	75	78	64	85	102	63	51	63	84	77	107	86	-21	935
Crashes with Injury	14	18	13	16	16	16	8	12	18	15	20	22	2	188
DUI Arrests	4	9	4	13	7	2	12	10	9	17	10	10	0	107
Citations Issued	372	418	520	516	456	679	544	428	572	352	507	313	-194	5677
Warning Tickets Issued	110	124	163	172	150	333	188	159	235	119	130	112	-18	1995
K-9 Utilizations	19	15	9	11	19	21	16	16	21	17	18	13	-5	195

Crashes Worked by WCSO
December 2024



Traffic Citations and Warnings
December 2024



Mental Health Co-Responder

Since 2022, WCSO partners with Volunteer Behavioral Health Care System through grant funding for a co-responder program to improve response to mental health crises in this county. The co-responder position is vacant as of the end of September. Until VBHCS fills this position or an alternative solution is found, WCSO is utilizing Tennessee’s Mobile Crisis Services when needed. No co-responder monthly data is available for October to current.

INVESTIGATIONS

	ACTIVITY	JAN	FEB	MAR	APR	MAY	JUN	JUL	AUG	SEP	OCT	NOV	DEC	+/-	TOTAL
Investigations	New Cases Assigned	68	33	32	31	39	24	18	23	42	36	35	28	-7	409
	Cases Worked (incl. monthly carryover)	229	218	215	213	208	206	194	191	206	215	223	217	-6	2535
	Cases Unfounded	16	9	10	18	10	5	5	13	11	11	9	5	-4	122
	Cases Cleared by Exception	6	4	10	7	6	7	2	4	7	4	7	9	2	73
	Cases Cleared by Arrest	10	3	5	4	3	2	7	5	3	2	5	6	1	55
	School Involvements	8	7	10	14	7	4	3	3	14	8	10	11	1	99
Digital Forensics	Devices Submitted to DF Lab	38	75	28	58	67	18	34	48	64	60	42	63	21	595
	Data Examined (Terabytes)	2.45	2.63	25.48	4.08	14.19	0.96	1.83	3.90	23.10	4.40	9.00	10.20	1.20	102.2
Internet Crimes Against Children	ICAC New Cases	3	4	12	9	6	7	5	16	3	8	5	4	-1	82
	ICAC Subpoenas Served	2	2	5	1	5	0	9	0	5	2	7	2	-5	40
	ICAC Search Warrants Executed	2	3	4	3	4	1	7	3	3	4	5	3	-2	42
Polygraph	Pre-Employment	10	7	9	9	4	12	4	7	9	3	13	3	-10	90
	Criminal or Internal	0	0	0	0	0	0	0	1	1	3	1	0	-1	6

	ACTIVITY	JAN	FEB	MAR	APR	MAY	JUN	JUL	AUG	SEP	OCT	NOV	DEC	+/-	TOTAL
Narcotics Investigations	Daytime Narcotics Incidents	62	55	53	56	65	62	73	61	64	78	76	65	-11	770
	After-Hours Narcotics Call-Outs	12	15	16	10	15	13	12	9	7	6	11	8	-3	134
	Undercover Buy Operations	0	4	12	10	0	3	3	2	0	16	10	0	-10	60
	Pending Grand Jury Indictments	4	7	15	13	0	4	6	3	4	16	8	10	2	90
	Search Warrants Executed (Includes Digital Devices)	10	11	8	7	16	9	14	11	9	14	12	10	-2	131

	ACTIVITY	JAN	FEB	MAR	APR	MAY	JUN	JUL	AUG	SEP	OCT	NOV	DEC	+/-	TOTAL
Crime Analysis	Criminal Intel Requests	45	40	19	21	37	15	17	30	23	33	17	18	1	315
	Public Records/Stat Requests/Other	2	0	3	1	5	1	6	3	4	4	3	2	-1	34
Records	Public Records Requests	128	127	84	81	101	39	101	79	94	67	59	89	30	1049
	Background Checks	66	81	85	190	109	92	104	81	82	88	53	92	39	1123
	Public Fingerprints	32	34	23	42	31	34	35	42	28	38	35	50	15	424
	Expungements Received	1635	98	118	92	107	113	118	86	159	62	78	98	20	2764
	Reports Reviewed or Processed	488	593	514	678	595	446	429	628	609	567	546	546	0	6639
Evidence	Cases Processed with Evidence	57	57	44	89	67	62	56	60	43	66	61	61	0	723
	Dash/Body Cam Video Requests	4	3	40	82	38	32	N/A	N/A	N/A	N/A	N/A	N/A	N/A	N/A

Note: In July, WCSO began transitioning to a new body and dash cam video system. During this process, videos from the previous system are not fully available and requests cannot be processed during this time. Video request totals are also pending. WCSO is actively working to resolve this and will respond to requests as soon as possible and update totals in future monthly reports.

SPECIAL OPERATIONS

Aviation

Aviation performed overwatch during two narcotics search warrants as well as a traffic stop leading from one of the search warrants. In mid-December, Air1 followed a vehicle pursuit that led into Metro Nashville and located the subject (who was arrested); they similarly followed a vehicle pursuit that began in Spring Hill and ended in Cool Springs when the vehicle crashed out. Air1 located that vehicle and assisted in locating the fleeing subjects. Four subjects were taken into custody after a foot pursuit. They also assisted CID in the search for a stolen four-wheeler, and participated in the Leiper's Fork Christmas parade.

Aviation	ACTIVITY	JAN	FEB	MAR	APR	MAY	JUN	JUL	AUG	SEP	OCT	NOV	DEC	+/-	TOTAL
	Pursuit/Search & Overwatch	0	3	4	2	5	5	1	1	3	7	3	7	4	41
	Missing Person Searches	0	0	0	1	1	1	1	1	1	1	0	0	0	7
	Patrol and Training	4	6	5	0	1	4	9	14	19	14	8	10	2	94
	Assist Other Agencies	0	1	1	0	4	3	1	1	2	0	1	1	0	15
	Maintenance & Parts Runs	1	4	0	0	1	0	0	0	1	1	2	2	0	12
	Funeral or Ceremony Flyovers	0	0	0	1	0	0	0	1	0	0	0	1	1	3
	School or Public Events	0	2	3	6	3	1	2	2	1	3	4	3	-1	30
	Parades	0	0	0	0	0	1	0	0	0	0	1	1	0	3
	Water Rescues	0	0	0	0	1	0	0	0	0	0	0	0	0	1
	Avionics Meetings	1	1	0	0	0	1	0	0	0	0	0	0	0	3
	Total Flights	4	14	11	10	15	12	13	20	28	19	12	20	8	178
	Total Flight Mission Objectives	5	16	13	10	16	16	14	20	32	26	31	24	-7	223

SWAT, Swift Water Rescue, Crisis Negotiations, and Honor Guard

SWAT activated for two narcotics search warrants, an ICAC search warrant, a search warrant related to a weapons charge, and a human trafficking warrant service. They also participated in one group monthly training day and three days of SWAT roundup training competition.

Swift Water Rescue and Crisis Negotiations had no activations and suspended monthly training due to holiday schedules.

Honor Guard posted colors for the Tennessee Sheriff's Association in early December as well as for the funeral of Sgt. Rick Finely. They also marched in the local community Christmas parades for College Grove, Leiper's Fork, Spring Hill, and Franklin. They performed one monthly group training day.

SCHOOL RESOURCE OFFICERS (SRO) & CRIME PREVENTION

SRO Activity

SRO ACTIVITIES	SYSTEM	ELEM	MIDDLE	HIGH	TOTAL
Special Event Security and Attendance	WCS	35	72	49	156
	FSSD	3	12	N/A	15
Faculty Assistance	WCS	771	369	419	1559
	FSSD	133	37	N/A	170
Student Assistance	WCS	676	281	288	1245
	FSSD	104	16	N/A	120
Classroom Lectures	WCS	51	9	23	83
	FSSD	0	5	N/A	5
Reported Offenses	WCS	2	35	28	65
	FSSD	0	8	N/A	8
In-School Arrests	WCS	1	21	19	41
	FSSD	0	0	N/A	0
Other Activities	WCS	354	156	223	733
	FSSD	32	25	N/A	57

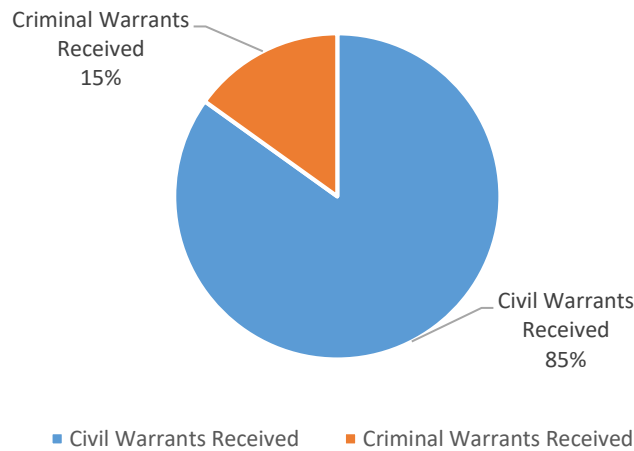
Crime Prevention

December activity drops leading up to the holidays and school break. Allendale Elementary continues to progress in their DARE curriculum and completed lesson three of the series prior to the winter break. The Grove Community invited WCSO to their neighborhood to discuss new security steps to better secure the community overall. Monthly checks for the convenience centers were conducted to replace any boxes if needed and to restock personal-sized litterbags. Crime Prevention spent approximately 6.5 hours in community immersion for the month.

COURT SERVICES

	ACTIVITY	JAN	FEB	MAR	APR	MAY	JUN	JUL	AUG	SEP	OCT	NOV	DEC	+/-	TOTAL
Court Services	Court Dockets	125	133	117	158	135	128	152	122	117	137	108	106	-2	1,280
	Inmates Before the Court	373	396	422	565	364	357	325	443	451	603	431	397	-34	4,358
	Out of County Transports	79	72	79	131	66	77	97	84	90	97	109	85	-24	915
	Warrants Served	87	89	81	94	86	83	76	96	101	109	96	93	-3	915
	Mental Health Transports	15	21	20	22	23	16	19	15	19	14	15	13	-2	176
	Out of State Extraditions	1	2	7	4	7	11	11	10	15	7	10	7	-3	89
Warrants	Civil Warrants Received	1,339	1,556	1,357	1,515	1,401	1,161	1,442	1,344	1,227	1,493	1,306	1,153	-153	13,399
	Civil Warrants Served	1,402	1,512	1,512	1,405	1,472	1,202	1,551	1,394	1,183	1,102	1,256	1,234	-22	13,311
	Orders of Protection Served	28	15	16	30	21	31	29	16	18	25	12	14	2	212
	Out of County Transports	-	-	4	18	12	10	6	10	10	8	-	-	0	78
	Subjects Arrested	56	55	50	81	56	43	46	56	38	47	33	40	7	490
	Criminal Warrants Received	81	285	234	253	221	241	196	257	249	244	260	205	-55	2,360
	Warrants Served - Division	65	64	80	96	76	61	57	77	48	64	54	53	-1	666
	Warrants Served - Agency	168	175	220	216	215	218	175	196	174	181	204	183	-21	1,982
	Active Criminal Warrants	5,764	5,851	5,741	5,693	5,637	5,626	5,602	5,663	5,636	5,626	5,593	5,545	-48	56,362

Warrants Received by WCSO
December 2024

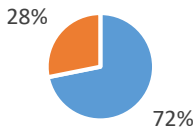


No Sheriff's Sale occurred, and no arrests were made under the efforts of the US Marshals Task Force. Warrants personnel completed 80 training hours during the month.

DETENTION

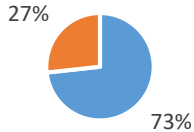
	ACTIVITIES	JAN	FEB	MAR	APR	MAY	JUN	JUL	AUG	SEP	OCT	NOV	DEC	+/-	TOTAL
Population	Average Daily Pop	327	326	311	318	319	333	329	307	307	310	300	282	-18	3769
	Avg Male Pop	265	264	252	261	258	275	271	254	252	254	251	230	-21	3087
	Avg Female Pop	63	62	59	57	62	59	58	53	55	55	50	52	2	685
Bookings	Total Booked	512	543	590	629	635	585	567	606	544	572	563	533	-30	6879
	Males Booked	365	264	421	444	437	413	407	437	380	406	422	383	-39	4779
	Females Booked	147	62	169	185	198	172	160	169	164	166	141	150	9	1883
Releases	Total Released	503	555	596	617	614	583	589	612	532	598	575	550	-25	6924
	Males Released	361	416	427	429	435	394	422	443	371	424	432	403	-29	4957
	Females Released	142	139	169	188	179	189	167	169	161	174	143	147	4	1967
Warrant Service	Warrants Served by Detention	15	9	56	72	34	21	33	42	25	20	19	29	10	375
Medical	Dental Visits	7	0	4	4	8	6	0	3	0	6	4	0	-4	42
	In-House Dental Visits	N/A	N/A	N/A	N/A	N/A	N/A	N/A	N/A	N/A	N/A	9	9	0	18
	Doctor Appts & Procedures	13	12	13	16	19	13	22	12	16	13	23	20	-3	192
	In-House Provider Visits	10	35	52	37	41	35	42	35	27	28	36	23	-13	401
Kitchen	Total Meals Served (includes Juvenile Detention)	31,236	31,012	31,878	30,948	33,038	33,969	34,033	31,955	31,092	31,422	29,990	27,315	-2,675	377,888
	Avg Meal Cost per Meal	\$3.00	\$2.01	\$1.86	\$2.09	\$2.07	\$1.96	\$2.43	\$2.00	\$2.20	\$2.70	\$2.30	\$2.70	\$0.40	\$27.32
	Avg Meal Cost per Inmate per Day	\$9.00	\$6.05	\$5.61	\$5.61	\$6.21	\$5.90	\$7.30	\$6.00	\$6.60	\$8.10	\$6.90	\$8.10	\$1.20	\$81.38
Detention Transports	Total Transports	23	8	18	21	23	22	17	17	22	32	18	18	0	239
	Scheduled	12	2	12	14	18	17	5	8	17	25	7	4	-3	141
	Emergency/Unscheduled	11	6	6	7	5	5	12	9	5	7	11	14	3	98
	Total Staff Hours	162.5	47.5	446.5	53	48	132	102	43.5	170	209.25	260.75	236.5	-24.25	1911.5
Litter Grant	Total Workers Utilized	82	142	113	74	80	67	41	68	93	100	100	82	-18	1042
	Dump Sites Removed	2	5	3	1	3	5	2	4	6	4	6	2	-4	43
	Litter Collected (lbs)	6,260	13,480	14,885	4,460	6,100	4,265	2,375	5,500	9,695	10,755	8,830	6,245	-2,585	92,850
	Recycling Collected (lbs)	525	1,510	3,975	190	705	350	435	1,645	3,025	4,200	3,125	875	-2250	20,560
	County Roads Cleaned (miles)	10.2	40.4	36.3	16.3	24.2	21.5	28	43.8	37.9	58	30.7	27.9	-2.8	375.2
	State Roads Cleaned (miles)	5.9	11.1	7	8.8	8.4	8.7	0.1	3.8	9.2	3.2	15.4	6.1	-9.3	87.7
	Cemeteries Cleaned/Mowed	0	0	13	18	15	18	20	17	9	22	6	0	-6	138

Detention Bookings
December 2024



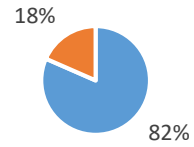
■ Males Booked ■ Females Booked

Detention Releases
December 2024



■ Males Released ■ Females Released

Population Averages
December 2024



■ Avg Male Pop ■ Avg Female Pop

Litter Highlight: Litter crew attended Taser training in December and conducted the grocery store run for the jail's kitchen on December 3rd.

TRAINING

TRAINING EVENT	ATTENDEES												+/-	TOTAL
	JAN	FEB	MAR	APR	MAY	JUN	JUL	AUG	SEP	OCT	NOV	DEC		
Agency Hosted Training (40 HRS)				9									0	9
Agency Hosted Training (16 HRS)							64						0	64
Agency Hosted Training (9 HRS)					11								0	11
Agency Hosted Training (4 HRS)												203	203	203
Agency Hosted Training (2 HRS)									56				0	56
Annual Firearms, Red Dot Transition (16 HRS)			83	29		54	11		12	17	4		-17	210
Annual Rifle (8 HRS)							58			72			-72	130
Basic GLOCK Operator's Course (32 HRS)			6										0	6
Basic Rifle Operator's Course (24 HRS)			6		3								0	9
Continuing Ed (8 HRS/Day)			6										0	6
Detention Training Academy (80 HRS or Varied)	12	16		12	10			18					0	68
Detention Training Academy (36 HRS)							7						0	7
Emergency Vehicle Operations (2 HRS)					13								0	13
Glock Swap (2 HRS)			69										0	69
New Handgun Issue (1 HR)		34		2	1	1		6					0	44
Open Range (4 HRS)	6		8	11	11		5	12	5	12	8		-12	78
Other Training (AXON, Mental Health, Etc.) (3 HRS)							81						0	81
Outside of the Agency Training (Varied)				10			4		1				0	15
P.O.S.T. In-Service (24 HRS)				58		64			47	32	6		-32	207
Remedial Firearms Training (8 HRS)				2	3								0	5
Staff Continuing Education Training (Varied)				1	1	1	1		1		8		0	13
SWAT (10 HRS)			25										0	25
Swift Water (8 HRS)			10										0	10
T.C.I. In-Service (40 HRS)			12						13	31			-31	56
Total Personnel Trained	18	50	225	134	53	120	231	36	135	164	26	203	39	1395
Total Training Hours	888	2864	2852	3238	1066	6570	2691	3618	2052	2904	496	812	-2092	30051

Prepared: 12/15/2024 by Crime Analyst L. Tate

Sources: Central Square CAD, Southern Software RMS (records management system) and JMS (jail management system), TITAN (Tennessee Integrated Traffic Analysis Network) repository, Crime Insight (Tennessee Crime Online Statistics Website/TIBRS repository), as well as WCSO division command staff and additional personnel.