

WCSO Monthly Activity Report: AUGUST 2024

Staffing Table

SHERIFF'S OFFICE	Actual	Vacant	Authorized Positions
Administration	2	1	3
Civilian	21	4	25
Patrol	54	7	61
CID	14	2	16
Narcotics	4	0	4
Special Ops	3	0	3
SRO	72	9	81
Court Services	33	5	38
Training	7	0	7
TOTAL	210	28	238

DETENTION	Actual	Vacant	Authorized Positions
Detention <i>TCI</i>	63	11	74
Detention <i>POST</i>	3	0	3
Civilian <i>Admin</i>	4	0	4
Civilian <i>Booking</i>	8	0	8
Civilian <i>Classification</i>	4	0	4
Civilian <i>Food Services</i>	6	1	7
Civilian <i>Maintenance</i>	3	0	3
TOTAL	91	12	103

Hiring Efforts

WCSO received 25 employment applications this month and was able to progress 11 of those into the background check stage. There were also five new hires in August from applications submitted and processed in prior months: one civilian, one training deputy, one SRO, and two detention deputies.

Agency Service Activity

CAD Calls for Service	JAN	FEB	MAR	APR	MAY	JUN	JUL	AUG	+/-	YTD
	5318	5206	5362	5542	5693	5590	5441	5378	-63	43530

Note: Call types are categorized by problem or activity based on initial descriptions provided to Williamson County Emergency Communications. They may not reflect what responding deputies encountered upon arrival.

911 Abandoned Call	43	Disorder w/ Weapon	2	Self Initiated Activity	133
911 Misdial	2	Drug Overdose	2	Shooting Report - Law Only	1
911 Open Line	78	Escort	8	Shots Fired In Area	6
Abandoned Auto	7	Follow Up Report	66	Speak to Subject	12
Alarm / Burglar	151	Fraud	32	Structure Fire	9
Alarm Holdup/Distress/Panic	13	Harassing Threats	7	Suicide Attempt	3
Animal Bite	1	Harassment	22	Suicide Threats	3
Animal Calls - Law	25	Indecent Exposure	2	Suspicious Activity	17
Assault EMS Needed	2	Information Only	20	Suspicious Person	17
Assault Report - Law Only	26	Machinery Accident	1	Suspicious Vehicle	32
Assist Another Agency	68	Mental Health Consumer	1	Theft from Vehicle	1
Attempt to Contact	12	Missing Person Endangered	2	Theft Report	16
Auto Broken Down	102	Missing Person Juvenile	1	Traffic Enforcement	70
Auto Theft Report / Recovery	2	Missing Person over 21	1	Traffic Stop	1289
Be On The Lookout	45	MVC Auto	112	Trespassing	6
Burglary Attempt	3	MVC Injury	68	Unknown Trouble	2
Burglary In Progress	4	Narcotics	8	Unruly Juvenile	4
Burglary Report	4	Noise Complaint	10	Unwanted Subject	9
Cardiac / Respiratory Arrest	3	Open Door	3	Vapor Gas Leak / Odor	5
Check Area	58	Parking Problem	11	Vehicle Fire	10
Child Abuse	2	Prisoner Transport	139	Warrant Service	553
Citizen Assist	93	Property (Lost Found Damaged)	57	WCSO Market Check	88
Citizen Transport	1	Psychological Emergency	5	WCSO Security Check	1361
Civil Matter	33	Pursuit Vehicle	5	WCSO Stationary Observation	227
Civil Standby	6	Reckless Driver	15	Welfare Check	36
Disorder	6	Roadway Hazard	56		
Disorder Domestic	18	Search Warrant	4	Grand Total	5378

Incident Based Reporting (TIBRS/NIBRS) Current as of 09/10/2024

TCA 38-10-101 mandates the reporting of crime statistics. The Tennessee Incident Based Reporting System (TIBRS) is the method whereby the state collects data on crime incidents and the elements associated with the incident.

TIBRS/NIBRS Offense Overview August 2024	Offense Totals	202
	Number Cleared	135
	Percent Cleared	66.83%
	Total Arrests	198
	Adult Arrests	179
	Juvenile Arrests	19
	Unknown Age	0

Group A Offenses	Offenses		Arrests	
	Reported	Cleared	Adult	Juv
Crimes Against Persons				
Murder	0	0	0	0
Negligent Manslaughter	0	0	0	0
Negligent Vehicular Manslaughter	0	0	0	0
Kidnapping/Abduction	1	1	1	0
Forcible Rape	0	0	0	0
Forcible Sodomy	0	0	0	0
Sexual Assault W/Object	0	0	0	0
Forcible Fondling	4	2	0	0
Incest	0	0	0	0
Statutory Rape	0	0	0	0
Aggravated Assault	6	5	3	0
Simple Assault	57	42	5	5
Intimidation	51	34	1	1
Stalking	2	2	2	0
Commercial Sex Acts	0	0	0	0
Involuntary Servitude	0	0	0	0

Group A Offenses	Offenses		Arrests	
	Reported	Cleared	Adult	Juv
Crimes Against Society				
Animal Cruelty	0	0	0	0
Drug/Narcotic Violations	28	20	13	7
Drug/Narcotic Equipment Violations	10	9	0	0
Gambling - Betting/Wagering	0	0	0	0
Gambling - Operating/Promoting	0	0	0	0
Gambling - Equipment Violations	0	0	0	0
Gambling - Sports Tampering	0	0	0	0
Pornography/Obscene Material	3	2	0	0
Prostitution	0	0	0	0
Prostitution Assisting/Promoting	0	0	0	0
Purchasing Prostitution	0	0	0	0
Weapon Law Violations	4	4	2	0

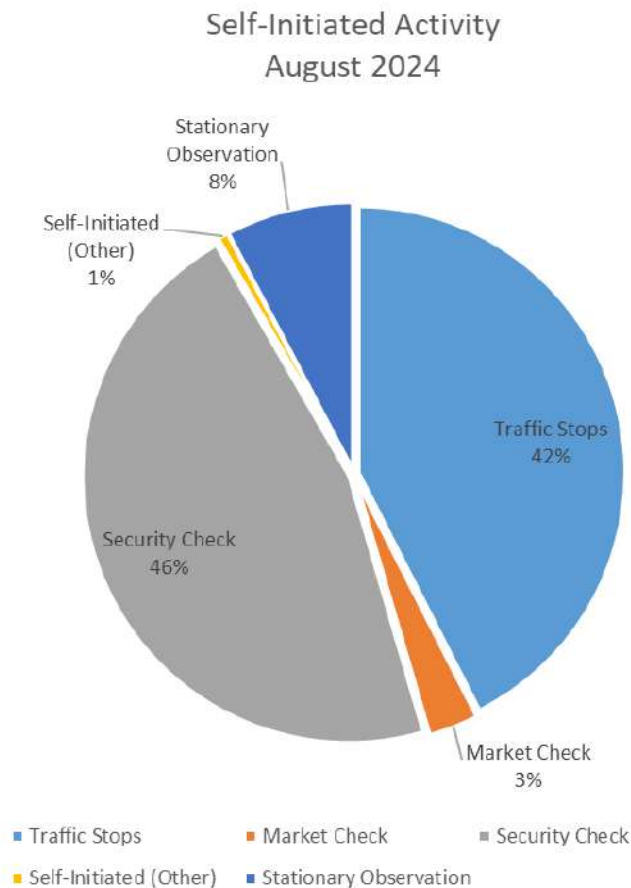
Group A Offenses	Offenses		Arrests	
	Reported	Cleared	Adult	Juv
Crimes Against Property				
Arson	0	0	0	0
Bribery	0	0	0	0
Burglary	3	1	1	0
Counterfeiting/Forgery	1	1	1	0
Destruction/Damage/Vandalism	3	1	1	0
Embezzlement	1	0	0	0
Extortion/Blackmail	1	0	0	0
Fraud - False Pretenses	5	1	0	1
Fraud - Credit Card/ATM	0	0	0	0
Fraud - Impersonation	3	1	0	0
Fraud - Welfare	0	0	0	0
Fraud - Wire	0	0	0	0
Fraud - Identity Theft	1	0	0	0
Fraud - Computer Hacking/Invasion	0	0	0	0
Robbery	0	0	0	0
Theft - Pocket-picking	1	1	0	0
Theft - Purse Snatching	0	0	0	0
Theft - Shoplifting	3	3	2	1
Theft From Building	6	3	0	1
Theft From Coin Machine	0	0	0	0
Theft From Motor Vehicle	2	0	0	0
Theft of Motor Vehicle Parts	0	0	0	0
Theft - All Other Larceny	5	1	0	0
Motor Vehicle Theft	0	0	0	0
Stolen Property Offenses	1	1	1	0
TOTAL GROUP A OFFENSES	202	135	33	16

Group B Arrests	Arrests	
	Adult	Juv
Offense		
Bad Checks	0	0
Curfew/Vagrancy	0	1
Disorderly Conduct	0	2
DUI	8	0
Drunkenness	0	0
Family-Non Violent	0	0
Liquor Law Violations	0	0
Peeping Tom	0	0
Trespass	0	0
All Other Offenses	138	0
TOTAL GROUP B ARRESTS	146	3

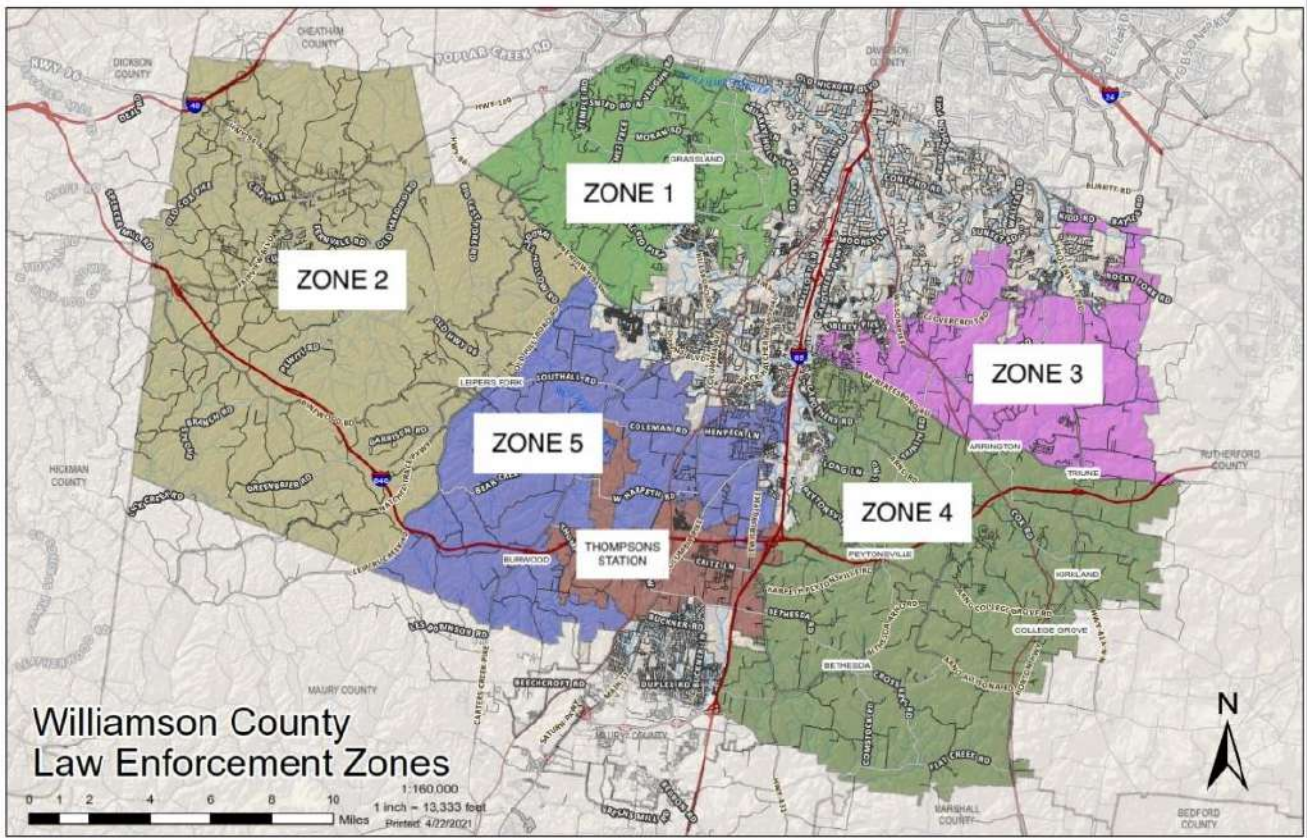
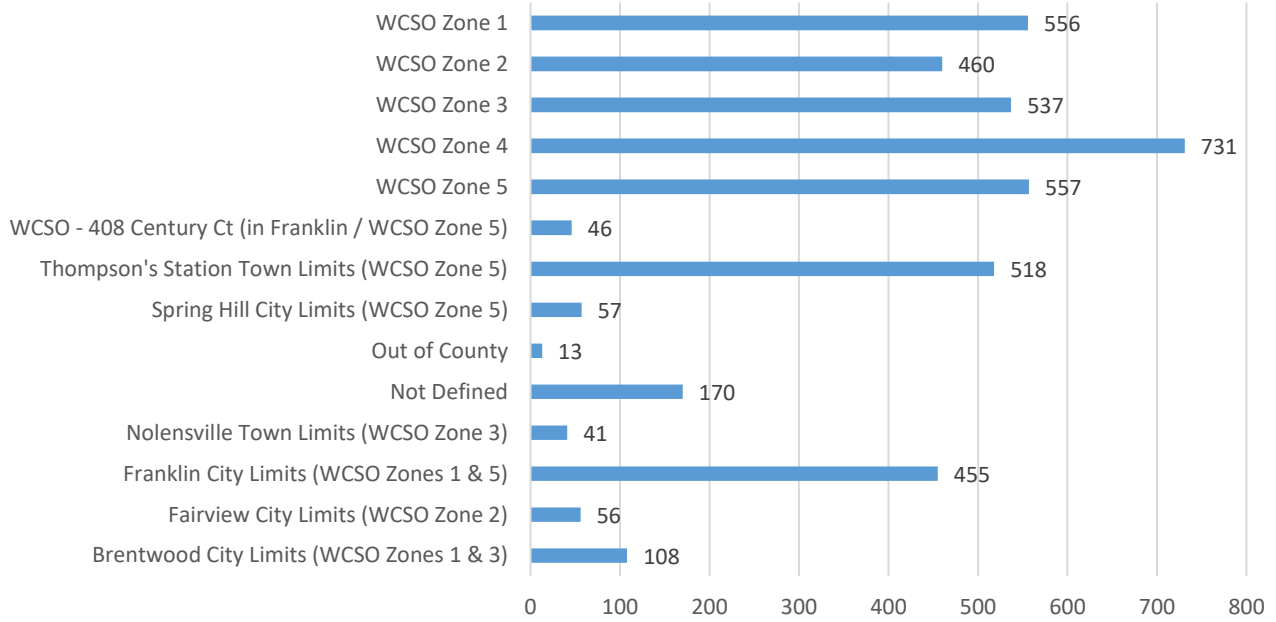
PATROL/K-9/TRAFFIC

	JAN	FEB	MAR	APR	MAY	JUN	JUL	AUG	+/-	YTD
Total WCSO CAD Activity	5318	5206	5362	5542	5693	5590	5441	5378	-63	43530
Patrol/K-9/Traffic Activity	4522	4282	4513	4525	4678	4677	4549	4259	-290	36005
% Patrol of All Activity	85.03%	82.25%	84.17%	81.65%	82.17%	83.67%	83.61%	79.19%	-4.41%	82.71%
Traffic Stops	1027	1259	1363	1316	1192	1573	1485	1253	-232	10468
Market Check	118	81	71	112	97	99	106	88	-18	772
Security Check	1871	1568	1725	1583	1684	1649	1513	1361	-152	12954
Self-Initiated (Other)	22	16	15	25	37	22	20	18	-2	175
Stationary Observation	343	263	223	234	239	155	171	227	56	1855
Total Patrol Self-Initiated Activity	3381	3187	3397	3270	3249	3498	3295	2947	-348	26224
% Patrol Activity Self-Initiated	74.77%	74.43%	75.27%	72.27%	69.45%	74.79%	72.43%	69.19%	-3.24%	72.83%
Avg Response Time Assigned to Arrived	15:06	21:56	14:35	14:49	14:34	16:25	15:02	15:27	0:25	15:53
Avg Response Time Enroute to Arrived	13:21	20:04	13:07	13:11	12:42	14:30	12:28	13:07	0:39	13:57

Note: July response time averages excludes one outlier call incident. This CAD incident (a follow up report from 07/04/2024) was strictly phone call-based with no physical enroute or arrival time, and was reopened/reassigned later the same day to associate a relevant phone call. This heavily skews "enroute" and "arrival" times and including it ultimately depicts inaccurate response time averages.



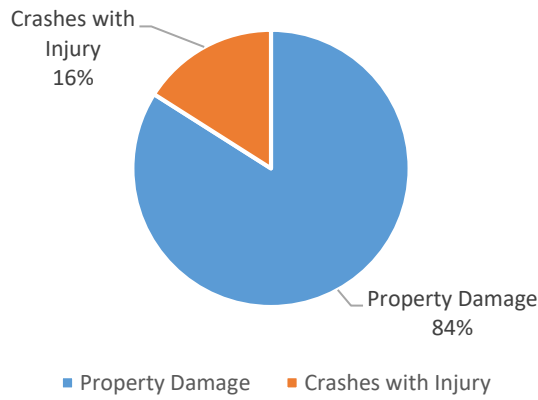
Patrol/K-9/Traffic Activity by Area August 2024



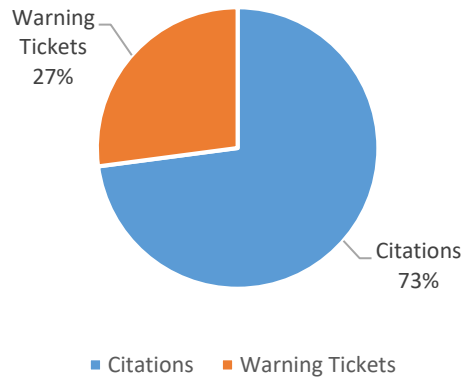
Traffic Efforts, K-9 Utilizations

	JAN	FEB	MAR	APR	MAY	JUN	JUL	AUG	+/-	YTD
Crashes Worked by WCSO	89	96	77	101	118	79	59	75	16	694
Property Damage	75	78	64	85	102	63	51	63	12	581
Crashes with Injury	14	18	13	16	16	16	8	12	4	113
DUI Arrests	4	9	4	13	7	2	12	10	-2	61
Citations Issued	372	418	520	516	456	679	544	428	-116	3933
Warning Tickets Issued	110	124	163	172	150	333	188	159	-29	1399
K-9 Utilizations	19	15	9	11	19	21	16	16	0	126

Crashes Worked by WCSO
August 2024

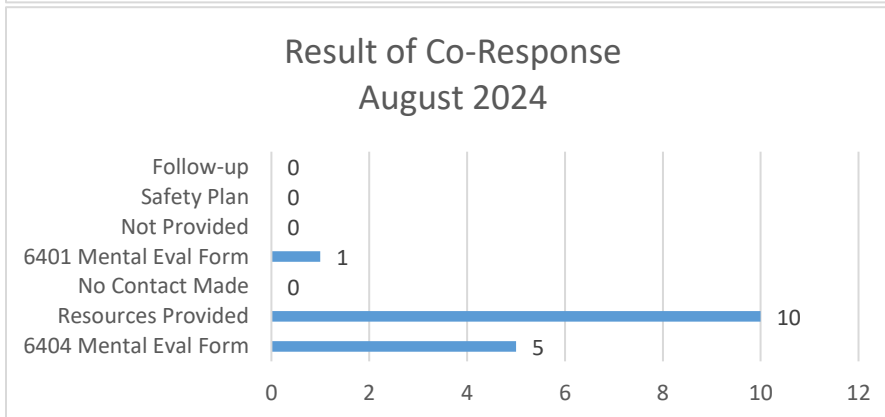
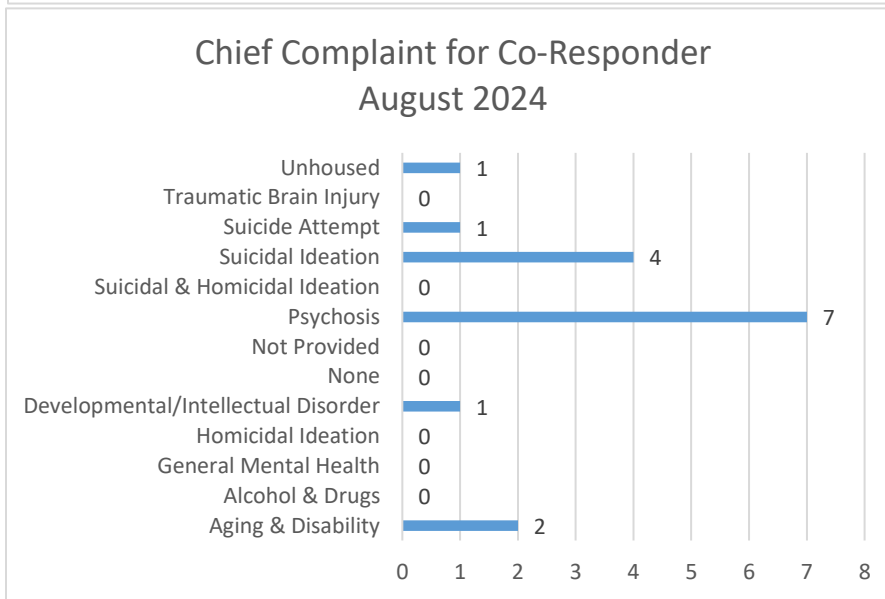
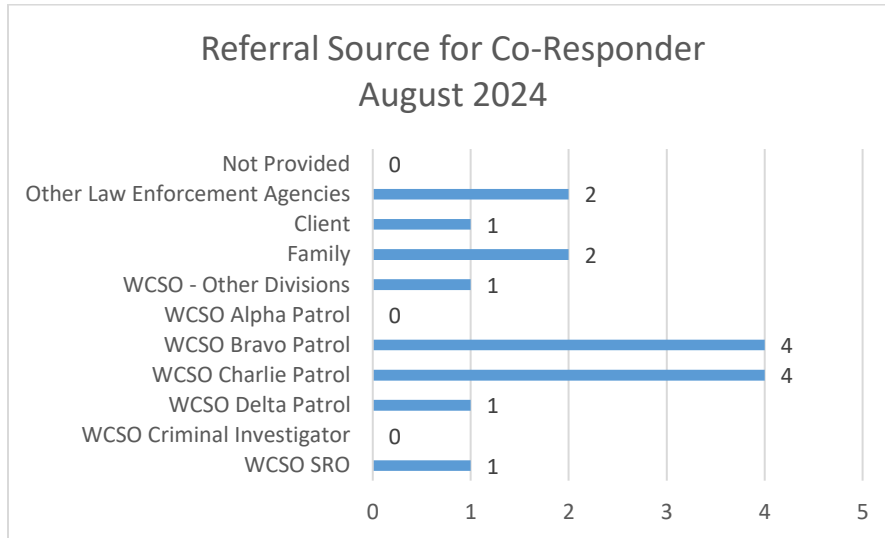


Traffic Citations and Warnings
August 2024



Mental Health Co-Responder

Since 2022, WCSO partners with Volunteer Behavioral Health Care System through grant funding for a co-responder program to improve response to mental health crises in this county. They assisted with 107 calls to date this year and 17 calls in July (data available for 16):



INVESTIGATIONS

	ACTIVITY	JAN	FEB	MAR	APR	MAY	JUN	JUL	AUG	+/-	YTD
Investigations	New Cases Assigned	68	33	32	31	39	24	18	23	5	268
	Cases Worked <i>(incl. monthly carryover)</i>	229	218	215	213	208	206	194	191	-3	1674
	Cases Unfounded	16	9	10	18	10	5	5	13	7	85
	Cases Cleared by Exception	6	4	10	7	6	7	2	4	2	46
	Cases Cleared by Arrest	10	3	5	4	3	2	7	5	-2	39
	School Involvements	8	7	10	14	7	4	3	3	0	56
Digital Forensics	Devices Submitted to DF Lab	38	75	28	58	67	18	34	48	14	366
	Data Examined <i>(Terabytes)</i>	2.45	2.63	25.48	4.08	14.19	0.96	1.83	3.90	2.07	55.52
Internet Crimes Against Children	ICAC New Cases	3	4	12	9	6	7	5	16	11	62
	ICAC Subpoenas Served	2	2	5	1	5	0	9	0	-9	24
	ICAC Search Warrants Executed	2	3	4	3	4	1	7	3	-4	27
Polygraph	Pre-Employment	10	7	9	9	4	12	4	7	3	62
	Criminal	0	0	0	0	0	0	0	1	1	1

	ACTIVITY	JAN	FEB	MAR	APR	MAY	JUN	JUL	AUG	+/-	YTD
Narcotics Investigations	Daytime Narcotics Incidents	62	55	53	56	65	62	73	61	-12	487
	After-Hours Narcotics Call-Outs	12	15	16	10	15	13	12	9	-3	102
	Undercover Buy Operations	0	4	12	10	0	3	3	2	-1	34
	Pending Grand Jury Indictments	4	7	15	13	0	4	6	3	-3	52
	Search Warrants Executed <i>(Includes Digital Devices)</i>	10	11	8	7	16	9	14	11	-3	86

	ACTIVITY	JAN	FEB	MAR	APR	MAY	JUN	JUL	AUG	+/-	YTD
Crime Analysis	Criminal Intel Requests	45	40	19	21	37	15	17	30	13	224
	Public Records/Stat Requests/Other	2	0	3	1	5	1	6	3	-3	21
Records	Public Records Requests	128	127	84	81	101	39	101	79	-22	740
	Background Checks	66	81	85	190	109	92	104	81	-23	808
	Public Fingerprints	32	34	23	42	31	34	35	42	7	273
	Expungements Received	1635	98	118	92	107	113	118	86	-32	2367
	Reports Reviewed or Processed	488	593	514	678	595	446	429	628	199	4371
Evidence	Cases Processed with Evidence	57	57	44	89	67	62	56	60	4	492
	Dash/Body Cam Video Requests	4	3	40	82	38	32	N/A	N/A	N/A	N/A

Note: In July, WCSO began transitioning to a new body and dash cam video system. During this process, videos from the previous system are not fully available and requests cannot be processed during this time. Video request totals are also pending. WCSO is actively working to resolve this and will respond to requests as soon as possible and update totals in future monthly reports.

SPECIAL OPERATIONS

In early August Captain Rodney King was assigned to Special Operations. He will oversee the upcoming building renovation and relocation of Special Operations. Special Ops was heavily involved in the Williamson County Fair at the beginning of August. From site set-up with the delivery and unloading of equipment and specialized vehicles and every day through the close of the fair, Special Ops was there.

Aviation

Aviation assisted Spring Hill with a search for a missing juvenile, and joined Spring Hill PD and Brentwood PD at their National Night Out Against Crime public events.

Aviation	ACTIVITY	JUN	JUL	AUG	+/-
	Pursuit/Search & Overwatch	5	1	1	0
	Missing Person Searches	1	1	1	0
	Patrol and Training	4	9	14	5
	Assist Other Agencies	3	1	1	0
	Maintenance & Parts Runs	0	0	0	0
	Funeral Flyovers	0	0	1	1
	School or Public Events	1	2	2	0
	Parades	1	0	0	0
	Water Rescues	0	0	0	0
	Avionics Meetings	1	0	0	0
	Total Flights	12	13	20	7
	Total Flight Mission Objectives	16	14	20	6

SWAT, Swift Water Rescue, and Crisis Negotiations

SWAT went on one activation assisting with an ICAC search warrant. They also held two training days in August, with 20 total hours of group training.

Swift Water Rescue had no activations or routine group training day in August, but two members completed a three-day Swift Water Rescue Level I course held in the Ocoee River in East Tennessee.

Crisis Negotiations Team had no activations but completed a three-day negotiation school, which renewed their level three Crisis Negotiations certification. They also conducted a joint training session with Franklin PD's negotiation team.

SCHOOL RESOURCE OFFICERS (SRO) & CRIME PREVENTION

SRO Activity

SRO ACTIVITIES	SYSTEM	ELEM	MIDDLE	HIGH	TOTAL
Special Event Security and Attendance	WCS	60	94	62	216
	FSSD	4	10	N/A	14
Faculty Assistance	WCS	989	485	540	2014
	FSSD	125	40	N/A	165
Student Assistance	WCS	810	364	495	1669
	FSSD	155	26	N/A	181
Classroom Lectures	WCS	27	9	0	36
	FSSD	1	0	N/A	1
Reported Offenses	WCS	8	26	47	81
	FSSD	1	6	N/A	7
In-School Arrests	WCS	0	0	15	15
	FSSD	0	1	N/A	1
Other Activities	WCS	402	225	284	911
	FSSD	89	31	N/A	120

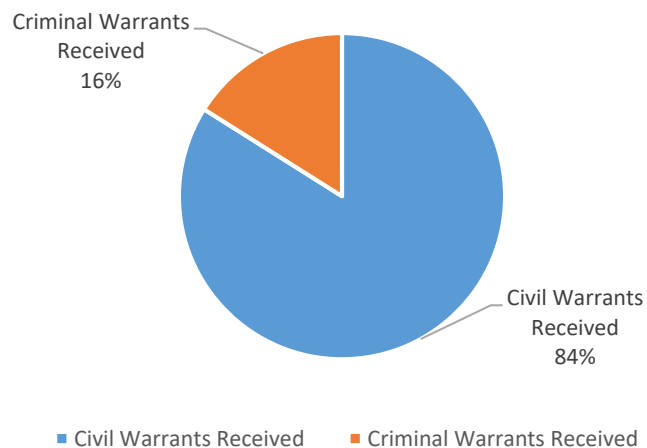
Crime Prevention

August saw an increase in activities with 70 hours of community immersion, including the Williamson County Fair. Crime Prevention is responsible for setting up and staffing both booths inside of the Ag Expo Center and engaging with attendees. These interactions generated potential applicants, many new contacts, and a giveaway for one child courtesy of Williamson County Crimestoppers. A total of 67 hours were dedicated to fair activity, and it should be noted that all participating deputies worked their normal daily shifts prior to staffing the fair booths. Brentwood PD hosted their annual National Night Out on August 13th. This is a collective effort of first responder agencies within the county with a goal of nurturing a positive relationship with the public. The monthly county convenience center checks were also performed. All centers were restocked with personal-sized litter bags, and any boxes in need of replacement were addressed.

COURT SERVICES

	ACTIVITY	JUN	JUL	AUG	+/-
	Court Services	Court Dockets	128	152	122
Inmates Before the Court		357	325	443	118
Out of County Transports		77	97	84	-13
Warrants Served		83	76	96	20
Mental Health Transports		16	19	15	-4
Out of State Extraditions		11	11	10	-1
Warrants	Civil Warrants Received	1161	1442	1344	-98
	Civil Warrants Served	1202	1551	1394	157
	Orders of Protection Served	31	29	16	-13
	Out of County Transports	10	6	10	4
	Subjects Arrested	43	46	56	10
	Criminal Warrants Received	241	196	257	61
	Warrants Served - Division	61	57	77	20
	Warrants Served - Agency	218	175	196	21
	Active Criminal Warrants	5626	5602	5663	61

Warrants Received by WCSO
August 2024

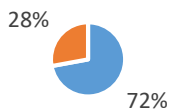


No Sheriff's Sale occurred in August, and no arrests were made under the efforts of the US Marshals Task Force.

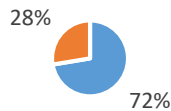
DETENTION

	ACTIVITIES	JUN	JUL	AUG	+/-
Population	Average Daily Pop	333	329	307	-22
	Avg Male Pop	275	271	254	-17
	Avg Female Pop	59	58	53	-5
Bookings	Total Booked	585	567	606	39
	Males Booked	413	407	437	30
	Females Booked	172	160	169	9
Releases	Total Released	583	589	612	23
	Males Released	394	422	443	21
	Females Released	189	167	169	2
Warrant Service	Warrants Served by Detention	21	33	42	9
Medical	Dental Visits	6	0	3	3
	Doctor Appts & Procedures	13	22	12	-10
	In-House Provider Visits	35	42	35	-7
Kitchen	Total Meals Served <i>(includes Juvenile Detention)</i>	33,969	34,033	31,955	-2,078
	Avg Meal Cost per Meal	\$1.96	\$2.43	\$2.00	-\$0.43
	Avg Meal Cost per Inmate per Day	\$5.90	\$7.30	\$6.00	-\$1.30
Detention Transports	Total Transports	22	17	17	0
	Scheduled	17	5	8	3
	Emergency/Unscheduled	5	12	9	-3
	Total Staff Hours	132	102	43.5	-58.5
Litter Grant	Total Workers Utilized	67	41	68	27
	Dump Sites Removed	5	2	4	2
	Litter Collected <i>(lbs)</i>	4,265	2,375	5,500	3,125
	Recycling Collected <i>(lbs)</i>	350	435	1,645	1,210
	County Roads Cleaned <i>(miles)</i>	21.5	28	43.8	15.8
	State Roads Cleaned <i>(miles)</i>	8.7	0.1	3.8	3.7
	Cemeteries Cleaned/Mowed	18	20	17	-3

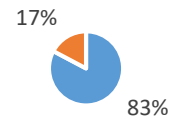
Detention Bookings
August 2024



Detention Releases
August 2024



Population Averages
August 2024



■ Males Booked ■ Females Booked ■ Males Released ■ Females Released ■ Avg Male Pop ■ Avg Female Pop

The Litter Crew cleaned the McGavock Cemetery (at Carnton Plantation) twice and the EMA tower sites five times.

TRAINING

TRAINING EVENT	ATTENDEES								+/-	YTD
	JAN	FEB	MAR	APR	MAY	JUN	JUL	AUG		
Agency Hosted Training (40 HRS)				9					0	9
Agency Hosted Training (9 HRS)					11				0	11
Agency Hosted Training (16 HRS)							64		-64	64
Annual Firearms, Red Dot Transition (16 HRS)			83	29		54	11		-11	177
Annual Rifle (8 HRS)							58		-58	58
Basic GLOCK Operator's Course (32 HRS)			6						0	6
Basic Rifle Operator's Course (24 HRS)			6		3				0	9
Continuing Ed (8 HRS/Day)			6						0	6
Detention Training Academy (80 HRS or Varied)	12	16		12	10			18	18	68
Detention Training Academy (36 HRS)							7		-7	7
Emergency Vehicle Operations (2 HRS)					13				0	13
Glock Swap (2 HRS)			69						0	69
New Handgun Issue (1 HR)		34		2	1	1		6	6	44
Open Range (4 HRS)	6		8	11	11		5	12	7	53
Other Training (AXON, Mental Health, Etc.) (3 HRS)							81		-81	81
Outside of the Agency Training (Varied)				10			4		-4	14
P.O.S.T. In-Service (24 HRS)				58		64			0	122
Remedial Firearms Training (8 HRS)				2	3				0	5
Staff Continuing Education Training (Varied)				1	1	1	1		-1	4
SWAT (10 HRS)			25						0	25
Swift Water (8 HRS)			10						0	10
T.C.I. In-Service (40 HRS)			12						0	12
Total Personnel Trained	18	50	225	134	53	120	231	36	-195	867
Total Training Hours	888	2864	2852	3238	1066	6570	2691	3618	927	23787

Prepared: 09/10/2024 by Crime Analyst L. Tate

Sources: Central Square CAD, Southern Software RMS (records management system) and JMS (jail management system), TITAN (Tennessee Integrated Traffic Analysis Network) repository, Crime Insight (Tennessee Crime Online Statistics Website/TIBRS repository), as well as WCSO division command staff and additional personnel.