

## WCSO Monthly Activity Report: APRIL 2024

### Staffing Table

SHERIFF'S OFFICE	Actual	Vacant	Authorized Positions
Administration	3	0	3
Civilian	21	4	25
Patrol	55	2	57
CID	11	5	16
Narcotics	4	0	4
Special Ops	2	1	3
SRO	69	8	77
Court Services	34	4	38
Training	5	1	6
<b>TOTAL</b>	<b>204</b>	<b>25</b>	<b>229</b>

DETENTION	Actual	Vacant	Authorized Positions
Detention <i>TCI</i>	62	11	73
Detention <i>POST</i>	3	0	3
Civilian <i>Admin</i>	3	0	3
Civilian <i>Booking</i>	10	0	10
Civilian <i>Classification</i>	4	0	4
Civilian <i>Food Services</i>	6	1	7
Civilian <i>Maintenance</i>	3	0	3
<b>TOTAL</b>	<b>91</b>	<b>12</b>	<b>103</b>

### Hiring Efforts

WCSO received 28 employment applications in April. Upon review, 11 were removed from further consideration. Removal reasons may include incomplete applications, failure to respond when contacted, denials for past issues, ineligibility due to criminal background, or other factors. Additionally, there were 10 candidates interviewed during the month of April, which resulted in the hiring of two deputies and one booking specialist. There are additional candidates currently in different stages of our thorough hiring process.

Agency Service Activity

CAD Calls for Service	MAR	APR	+/-
	5362	5542	180

Note: Call types are categorized by problem or activity based on initial descriptions provided to Williamson County Emergency Communications. They may not reflect what responding deputies encountered upon arrival.

911 Abandoned Call	35	Drug Overdose	1	Self Initiated Activity	168
911 Misdialed	4	Escort	7	Shots Fired In Area	6
911 Open Line	52	Fight	1	Speak to Subject	8
Abandoned Auto	6	Follow Up Report	41	Special Assignment	3
Alarm / Burglar	126	Fraud	32	Stalking	1
Alarm Holdup/Distress/Panic	12	Harassing Threats	9	Structure Fire	5
Animal Calls - Law	33	Harassment	14	Suicide Attempt	3
Assault Domestic	2	Indecent Exposure	1	Suicide Threats	2
Assault Report - Law Only	27	Information Only	24	Suspicious Activity	16
Assist Another Agency	52	Intoxicated Person	3	Suspicious Package	1
Attempt to Contact	8	Locked In Vehicle	1	Suspicious Person	15
Auto Broken Down	88	Mental Health Consumer	1	Suspicious Vehicle	37
Auto Theft Report / Recovery	1	Missing Person Juvenile	5	Theft Report	13
Be On The Lookout	41	Missing Person over 21	1	Traffic Enforcement	54
Burglary In Progress	4	MVC Auto	132	Traffic Stop	1340
C.O.P	4	MVC Injury	77	Trespassing	12
Cardiac / Respiratory Arrest	4	Narcotics	10	Unknown Trouble	1
Check Area	77	Noise Complaint	3	Unruly Juvenile	7
Child Abuse	4	Open Door	1	Unwanted Subject	6
Child Found	1	Parking Problem	9	Vapor Gas Leak / Odor	3
Citizen Assist	102	Prisoner Transport	94	Vehicle Fire	4
Civil Matter	19	Property (Lost Found Damaged)	58	Warrant Service	495
Civil Standby	5	Psychological Emergency	14	WCSO Market Check	112
Death / Natural / Body Found	1	Pursuit Vehicle	3	WCSO Security Check	1583
Disorder	7	Reckless Driver	32	WCSO Stationary Observation	234
Disorder Domestic	23	Road Closures	1	Welfare Check	51
Disorder w/ Weapon	2	Roadway Hazard	42	Wires_Down	5
				<b>Grand Total</b>	<b>5542</b>

Incident Based Reporting (TIBRS/NIBRS)

TCA 38-10-101 mandates the reporting of crime statistics. The Tennessee Incident Based Reporting System (TIBRS) is the method whereby the state collects data on crime incidents and the elements associated with the incident.

<b>TIBRS/NIBRS Offense Overview</b>	<b>Offense Totals</b>	210
	<b>Number Cleared</b>	123
	<b>Percent Cleared</b>	58.57%
	<b>Total Arrests</b>	224
	<b>Adult Arrests</b>	189
	<b>Juvenile Arrests</b>	35
	<b>Unknown Age</b>	0

TIBRS/NIBRS Agency Crime Summary Current as of 05/07/2024

Group A Offenses	Offenses		Arrests	
	Reported	Cleared	Adult	Juv
<b>Crimes Against Persons</b>				
Murder	0	0	0	0
Negligent Manslaughter	0	0	0	0
Negligent Vehicular Manslaughter	0	0	0	0
Kidnapping/Abduction	0	0	0	0
Forcible Rape	2	0	0	0
Forcible Sodomy	0	0	0	0
Sexual Assault W/Object	1	1	0	0
Forcible Fondling	7	3	0	0
Incest	0	0	0	0
Statutory Rape	0	0	0	0
Aggravated Assault	5	5	3	0
Simple Assault	56	23	2	10
Intimidation	31	20	0	5
Stalking	1	1	1	0
Commercial Sex Acts	0	0	0	0
Involuntary Servitude	0	0	0	0

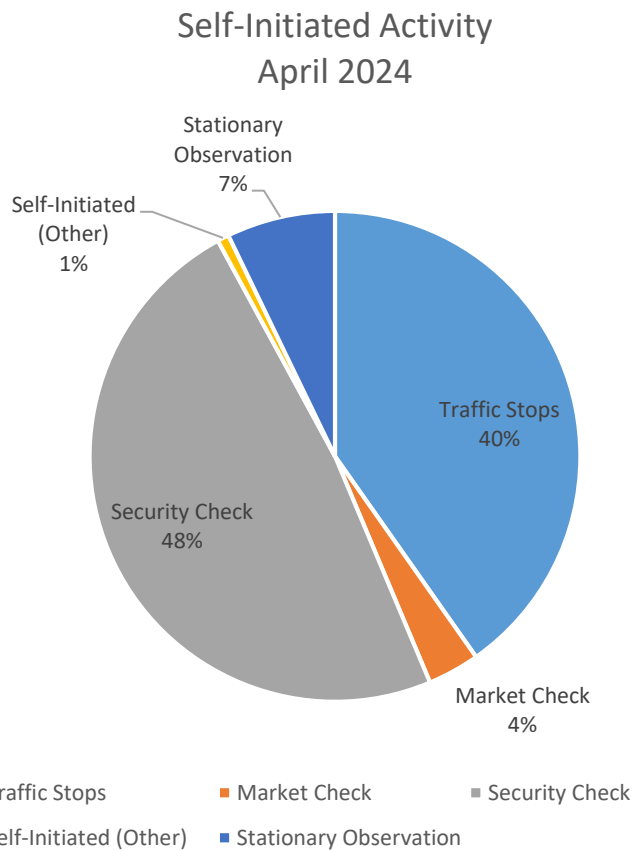
Group A Offenses	Offenses		Arrests	
	Reported	Cleared	Adult	Juv
<b>Crimes Against Society</b>				
Animal Cruelty	0	0	0	0
Drug/Narcotic Violations	47	32	19	9
Drug/Narcotic Equipment Violations	22	19	0	0
Gambling - Betting/Wagering	0	0	0	0
Gambling - Operating/Promoting	0	0	0	0
Gambling - Equipment Violations	0	0	0	0
Gambling - Sports Tampering	0	0	0	0
Pornography/Obscene Material	1	0	0	0
Prostitution	0	0	0	0
Prostitution Assisting/Promoting	0	0	0	0
Purchasing Prostitution	0	0	0	0
Weapon Law Violations	5	5	2	1

Group A Offenses	Offenses		Arrests	
	Reported	Cleared	Adult	Juv
<b>Crimes Against Property</b>				
Arson	0	0	0	0
Bribery	0	0	0	0
Burglary	3	0	0	0
Counterfeiting/Forgery	0	0	0	0
Destruction/Damage/Vandalism	4	0	0	0
Embezzlement	0	0	0	0
Extortion/Blackmail	2	0	0	0
Fraud - False Pretenses	3	1	1	0
Fraud - Credit Card/ATM	3	3	0	1
Fraud - Impersonation	4	3	3	0
Fraud - Welfare	0	0	0	0
Fraud - Wire	0	0	0	0
Fraud - Identity Theft	0	0	0	0
Fraud - Computer Hacking/Invasion	0	0	0	0
Robbery	0	0	0	0
Theft - Pocket-picking	0	0	0	0
Theft - Purse Snatching	0	0	0	0
Theft - Shoplifting	3	3	2	1
Theft From Building	5	3	0	4
Theft From Coin Machine	0	0	0	0
Theft From Motor Vehicle	0	0	0	0
Theft of Motor Vehicle Parts	0	0	0	0
Theft - All Other Larceny	3	0	0	0
Motor Vehicle Theft	1	0	0	0
Stolen Property Offenses	1	1	1	0
<b>TOTAL GROUP A OFFENSES</b>	<b>210</b>	<b>123</b>	<b>34</b>	<b>31</b>

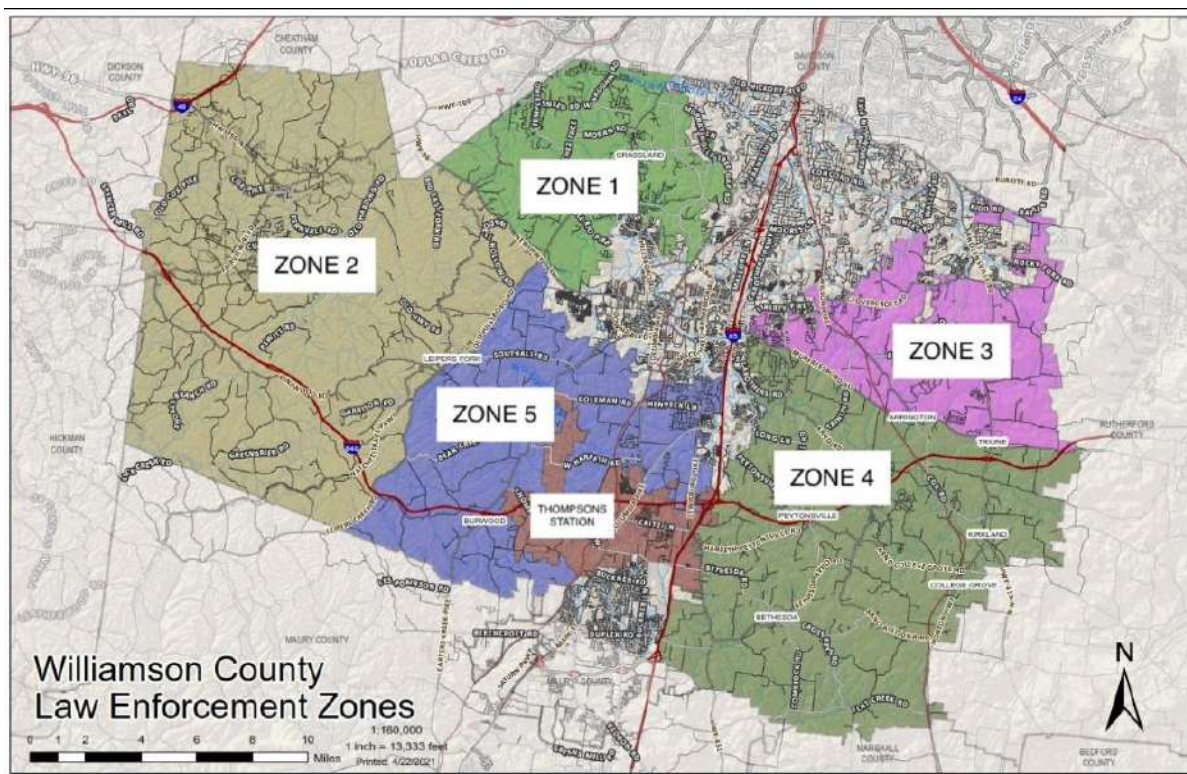
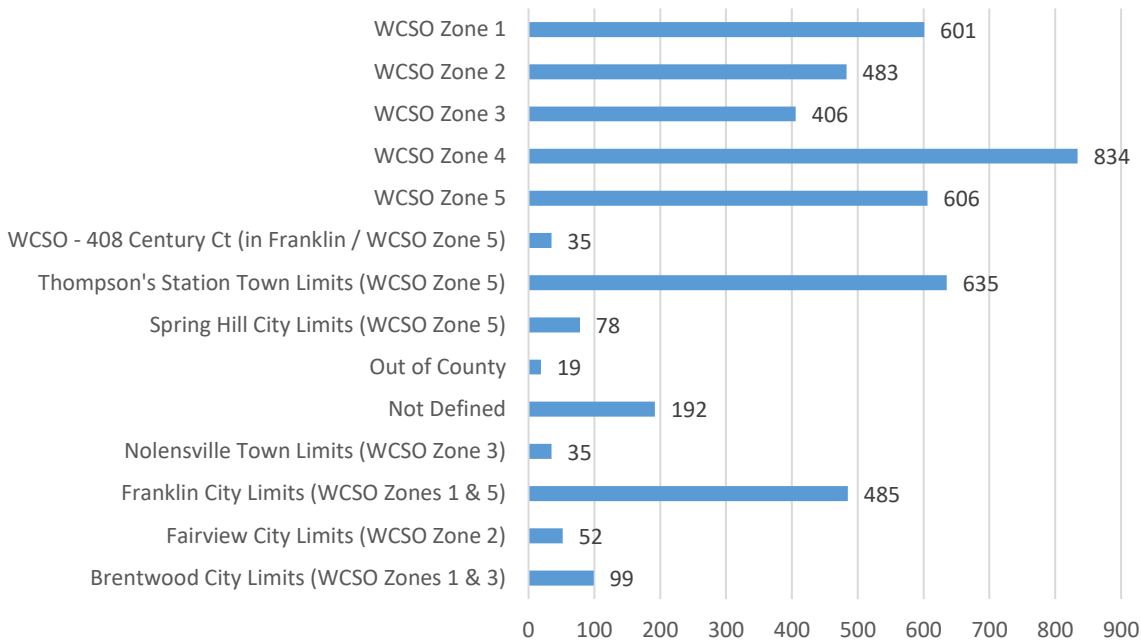
Group B Arrests	Arrests	
	Adult	Juv
<b>Offense</b>		
Bad Checks	0	0
Curfew/Vagrancy	0	0
Disorderly Conduct	0	2
DUI	12	0
Drunkenness	1	0
Family-Non Violent	1	1
Liquor Law Violations	0	0
Peeping Tom	0	0
Trespass	0	0
All Other Offenses	141	1
<b>TOTAL GROUP B ARRESTS</b>	<b>155</b>	<b>4</b>

## PATROL/K-9/TRAFFIC

	MAR	APR	+/-
<b>Total WCSO CAD Activity</b>	5362	<b>5542</b>	180
<b>Patrol/K-9/Traffic Activity</b>	4513	<b>4525</b>	12
<b>% Patrol of All Activity</b>	84%	<b>82%</b>	-2%
<b>Traffic Stops</b>	1363	<b>1316</b>	-47
<b>Market Check</b>	71	<b>112</b>	41
<b>Security Check</b>	1725	<b>1583</b>	-142
<b>Self-Initiated (Other)</b>	15	<b>25</b>	10
<b>Stationary Observation</b>	223	<b>234</b>	11
<b>Total Patrol Self-Initiated Activity</b>	3397	<b>3270</b>	-127
<b>% Patrol Activity Self-Initiated</b>	75%	<b>72%</b>	-3%
<b>Avg Response Time Assigned to Arrived</b>	14:35	<b>14:49</b>	0:14
<b>Avg Response Time Enroute to Arrived</b>	13:07	<b>13:11</b>	0:04



## Patrol/K-9/Traffic Activity by Area April 2024

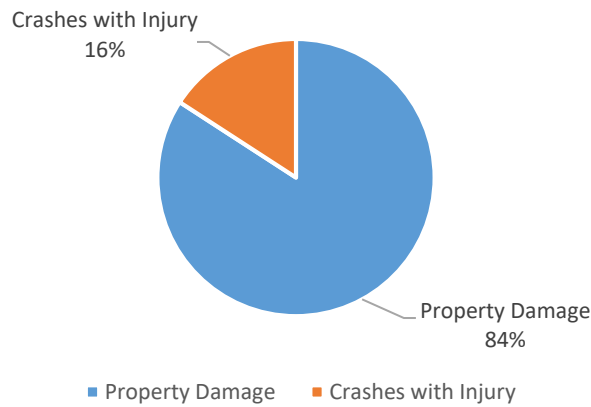


Traffic Efforts, K-9 Utilizations

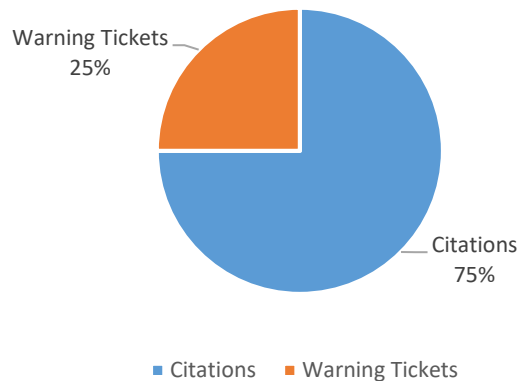
	MAR	APR	+/-
<b>Crashes Worked by WCSO</b>	77	<b>101</b>	24
<b>Property Damage</b>	64	<b>85</b>	21
<b>Crashes with Injury</b>	13	<b>16</b>	3
<b>DUI Arrests</b>	4	<b>13</b>	9
<b>Citations Issued</b>	520	<b>516</b>	-4
<b>Warning Tickets Issued</b>	163	<b>172</b>	9
<b>K-9 Utilizations</b>	9	<b>11</b>	2

\*March's report showed 130 warning tickets issued instead of 163 due to typographical error. It has been corrected above for accurate March/April comparison.

Crashes Worked by WCSO  
April 2024



Traffic Citations and Warnings  
April 2024



## INVESTIGATIONS

### Criminal Investigations

	ACTIVITY	MAR	APR	+/-
Investigations	New Cases Assigned	32	<b>31</b>	-1
	Cases Worked	215	<b>213</b>	-2
	Cases Unfounded	10	<b>18</b>	8
	Cases Cleared by Exception	10	<b>7</b>	-3
	Cases Cleared by Arrest	5	<b>4</b>	-1
	School Involvements	10	<b>14</b>	4
Digital Forensics	Devices Submitted to DF Lab	28	<b>58</b>	30
	Data Examined ( <i>Terabytes</i> )	25.48	<b>4.08</b>	-21.40
Internet Crimes Against Children	ICAC New Cases	12	<b>9</b>	-3
	ICAC Subpoenas Served	5	<b>1</b>	-4
	ICAC Search Warrants Executed	4	<b>3</b>	-1
Polygraph	Pre-Employment	9	<b>9</b>	0
	Criminal	0	<b>0</b>	0

### Narcotics Unit

	ACTIVITY	Mar	Apr	+/-
Narcotics Investigations	Daytime Narcotics Incidents	53	<b>56</b>	3
	After-Hours Narcotics Call-Outs	16	<b>10</b>	-6
	Undercover Buy Operations	12	<b>10</b>	-2
	Pending Grand Jury Indictments	15	<b>13</b>	-2
	Search Warrants Executed ( <i>Includes Digital Devices</i> )	8	<b>7</b>	-1

### Investigative Support

	ACTIVITY	MAR	APR	+/-
Crime Analysis	Criminal Intel Requests	19	<b>21</b>	2
	Public Records/Stat Requests	3	<b>1</b>	-2
Records	Public Records Requests	84	<b>81</b>	-3
	Background Checks	85	<b>190</b>	105
	Public Fingerprints	23	<b>42</b>	19
	Expungements Received	118	<b>92</b>	-26
	Reports Reviewed or Processed	514	<b>678</b>	164
Evidence	Cases Processed with Evidence	44	<b>89</b>	45
	Dash/Body Cam Video Requests	40	<b>82</b>	42

## SPECIAL OPERATIONS

Special Ops personnel participated in a tabletop exercise in preparation for the Williamson County Renaissance Festival in May. They also ordered and initialized the up-fit of new Litter Crew trucks and additional fleet vehicles. Special Ops attended the Clearview Church Touch-a-Truck community event, and assisted with traffic enforcement on I-840 at the damaged overpass on April 16<sup>th</sup>.

### Aviation

Aviation performed 10 flights including: school festivals and community events, surveillance assistance in narcotics investigations, and searching for a missing/endangered juvenile.

	ACTIVITY	MAR	APR	+/-
Aviation	Pursuit/Search & Overwatch	4	2	-2
	Missing Person Searches	0	1	1
	Patrol and Training	5	0	-5
	Assist Other Agencies	1	0	-1
	Maintenance & Parts Runs	0	0	0
	Funeral Flyovers	0	1	1
	School or Public Events	3	6	3
	Parades	0	0	0
	Water Rescues	0	0	0
	Avionics Meetings	0	0	0
	<b>Total Flights</b>	11	10	-1
	<b>Total Flight Mission Objectives</b>	13	10	-3

### SWAT, Swift Water, and Crisis Negotiations

SWAT had one callout for a search warrant service, and assisted the Narcotics Unit with surveillance. They also performed regularly scheduled monthly training.

Swift Water Rescue Team assisted at the Battle Ground Academy (BGA) 85<sup>th</sup> annual tug-of-war over the Harpeth River. They also held tryouts, added a new team member, and held monthly team training on April 26<sup>th</sup>.

Negotiators had no activations but held monthly team training.



## SCHOOL RESOURCE OFFICERS (SRO) & CRIME PREVENTION

### SRO Activity

APRIL 2024

SRO ACTIVITIES	SYSTEM	ELEM	MIDDLE	HIGH	TOTAL
Special Event Security and Attendance	WCS	67	105	135	307
	FSSD	6	26	N/A	32
Faculty Assistance	WCS	1280	744	745	2769
	FSSD	98	82	N/A	180
Student Assistance	WCS	1132	446	598	2176
	FSSD	83	66	N/A	149
Classroom Lectures	WCS	6	3	2	11
	FSSD	0	0	N/A	0
Reported Offenses	WCS	5	24	65	94
	FSSD	0	16	N/A	16
In-School Arrests	WCS	0	12	22	34
	FSSD	0	2	N/A	2
Other Activities	WCS	857	367	496	1720
	FSSD	66	23	N/A	89

### Crime Prevention

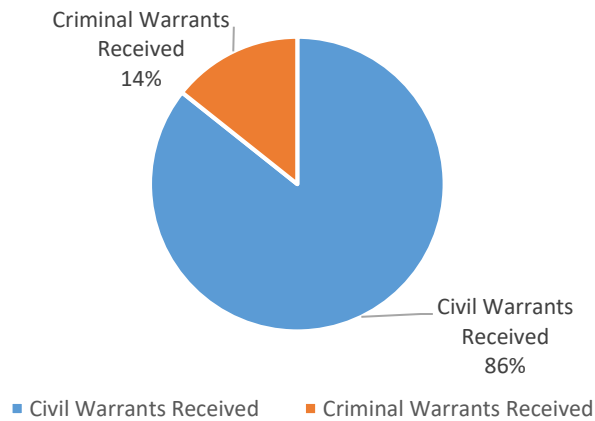
April included 41 hours of community immersion with an education-heavy schedule focused on internet safety and awareness for our elementary school students. These lessons emphasized preventative measures both parents and students can take to ensure their internet experience is fun and educational but also safe. With students about to leave for summer vacation, bike and traffic safety lessons for elementary students provided best practices and ideas of how to be safer on their bikes and scooters while enjoying their time outside during the break.

The neighborhoods of Laurelbrooke and Bridgemore held Neighborhood Watch meetings and established their own expectations and hopes for the program in the coming months. The Williamson County Crime Stoppers held a monthly meeting, discussing new developments in ongoing tips as well as assisting with items for the upcoming Williamson County Fair. Winstead Elementary hosted a student breakfast on the 19<sup>th</sup>, which allowed students to spend time with the SROs while also seeing a WCSO helicopter land and take off. Students were able to ask both the pilots and deputies questions about the profession. Lastly, Clearview Baptist Preschool hosted a Touch-a-Truck event on 16<sup>th</sup>. This event allowed preschool children to see several first responder vehicles and interact with local first responders including two of the WCSO's new K-9s.

## COURT SERVICES

	ACTIVITY	Mar	Apr	+/-
Court Services	Court Dockets	117	<b>158</b>	41
	Inmates Before the Court	422	<b>565</b>	143
	Out of County Transports	79	<b>131</b>	52
	Warrants Served	81	<b>94</b>	13
	Mental Health Transports	20	<b>22</b>	2
	Out of State Extraditions	7	<b>4</b>	-3
Warrants	Civil Warrants Received	1357	<b>1515</b>	158
	Civil Warrants Served	1512	<b>1405</b>	-107
	Orders of Protection Served	16	<b>30</b>	14
	Out of County Transports	4	<b>18</b>	14
	Subjects Arrested	50	<b>81</b>	31
	Criminal Warrants Received	234	<b>253</b>	19
	Warrants Served - Division	80	<b>96</b>	16
	Warrants Served - Agency	220	<b>216</b>	-4
	Active Criminal Warrants	5741	<b>5693</b>	-48

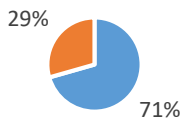
Warrants Received by WCSO  
April 2024



# DETENTION

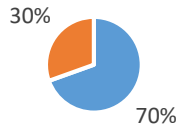
	ACTIVITIES	MAR	APR	+/-
Population	Average Daily Pop	311	<b>318</b>	7
	Avg Male Pop	252	<b>261</b>	9
	Avg Female Pop	59	<b>57</b>	-2
Bookings	Total Booked	590	<b>629</b>	39
	Males Booked	421	<b>444</b>	23
	Females Booked	169	<b>185</b>	16
Releases	Total Released	596	<b>617</b>	21
	Males Released	427	<b>429</b>	2
	Females Released	169	<b>188</b>	19
Warrant Service	Warrants Served by Detention	56	<b>72</b>	16
Medical	Dental Visits	4	<b>4</b>	0
	Doctor Appts & Procedures	13	<b>16</b>	3
	In-House Provider Visits	52	<b>37</b>	-15
Kitchen	Total Meals Served <i>(includes Juvenile Detention)</i>	31,878	<b>30,948</b>	-930
	Avg Meal Cost per Meal	\$1.86	<b>\$2.09</b>	\$0.23
	Avg Meal Cost per Inmate per Day	\$5.61	<b>\$5.61</b>	\$0.00
Detention Transports	Total Transports	18	<b>21</b>	3
	Scheduled	12	<b>14</b>	2
	Emergency/Unscheduled	6	<b>7</b>	1
	Total Staff Hours	446.5	<b>53</b>	-393.5
Litter Grant	Total Workers Utilized	113	<b>74</b>	-39
	Dump Sites Removed	3	<b>1</b>	-2
	Litter Collected <i>(lbs)</i>	14,885	<b>4,460</b>	-10,425
	Recycling Collected <i>(lbs)</i>	3,975	<b>190</b>	-3,785
	County Roads Cleaned <i>(miles)</i>	36.3	<b>16.3</b>	-20
	State Roads Cleaned <i>(miles)</i>	7	<b>8.8</b>	1.8
	Cemeteries Cleaned/Mowed	13	<b>18</b>	5

Detention Bookings  
April 2024



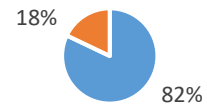
■ Males Booked ■ Females Booked

Detention Releases  
April 2024



■ Males Released ■ Females Released

Population Averages  
April 2024



■ Avg Male Pop ■ Avg Female Pop

## TRAINING

TRAINING EVENT	ATTENDEES		+/-
	MAR	APR	
Agency Hosted Training (40 HRS)	0	9	9
Annual Firearms, Red Dot Transition (16 HRS)	83	29	-54
Annual Rifle (8 HRS)	0	0	0
Basic GLOCK Operator's Course (32 HRS)	6	0	-6
Basic Rifle Operator's Course (24 HRS)	6	0	-6
Continuing Ed (8 HRS/Day)	6	0	-6
Detention Training Academy (80 HRS)	0	12	12
Emergency Vehicle Operations	0	0	0
Glock Swap (2 HRS)	69	0	-69
New Handgun Issue (1 HR)	0	2	2
Open Range (4 HRS)	8	11	3
Outside of the Agency Training (Varied)	0	10	10
P.O.S.T. In-Service (24 HRS)	0	58	58
Remedial Firearms Training (8 HRS)	0	2	2
Staff Continuing Education Training (Varied)	0	1	1
SWAT (10 HRS)	25	-	-25
Swift Water (8 HRS)	10	-	-10
T.C.I. In-Service (40 HRS)	12	0	-12
<b>Total Personnel Trained</b>	<b>225</b>	<b>134</b>	<b>-91</b>
<b>Total Training Hours</b>	<b>2852</b>	<b>3238</b>	<b>386</b>

Training Lieutenant Nikki Shaver is attending the FBI National Academy Session 290 as of April 1st. FBI National Academy is a prestigious 10-week program and Lt. Shaver is WCSO's first female deputy selected to attend. Lt. Shaver currently oversees Training Division and serves as the WCSO Range Master.

Prepared: 05/10/2024 by Crime Analyst L. Tate

Sources: Central Square CAD, Southern Software RMS (records management system) and JMS (jail management system), TITAN (Tennessee Integrated Traffic Analysis Network) repository, Crime Insight (Tennessee Crime Online Statistics Website/TIBRS repository), as well as WCSO division command staff and additional personnel.